



Brownswood ward: health & wellbeing profile

Brownswood has an area of 0.84 square kilometres (0.32 square miles) and a population of 10,029.

The local councillors for Brownswood are:

- Cllr Brian Bell (Labour)
- Cllr Feryal Demirci (Labour)
- Cllr Oli de Botton (Labour)

GPs

John Scott Health Centre

14 Urban Hive, Green Lanes, Finsbury Park, N4 2NU
Tel: 020 7690 1172

Dentists

Smile and Shine Dental Surgery

288 Seven Sisters Road, N4 2AA
Tel: 020 8800 5080

Pharmacies

Armstrong Chemist

165 Blackstock Road, N4 2JS
020 7226 1591

Park Chemist

286 Seven Sisters Road, N4 2AA
Tel: 020 8800 0786

Rowlands Pharmacy

Marlborough Parade, 280 Green Lanes, N4 2NH
Tel: 020 8800 8801

Optometrists

Gary Swerner Opticians

284 Green Lanes, N4 2HE
Tel: 020 8802 7513

Children's centres

Woodberry Down Children's Centre

Springpark Drive, Green Lanes N4 2NP
Tel: 020 8815 3250

Libraries

Woodberry Down Library

The Redmond Centre, Kayani Avenue, N4 2HF

Leisure and play

West Reservoir Centre

Green Lanes, Stoke Newington N4 2HA
Tel: 020 8442 8116

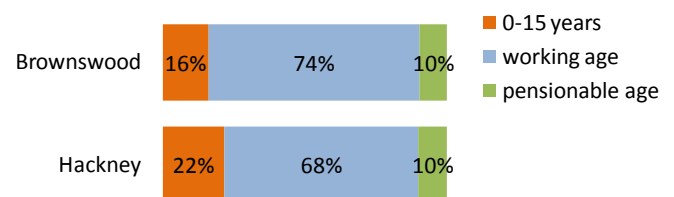
Portland Rise Estate Play Area

Portland Rise Estate, N4

Young, old and working age

Brownswood has a large working age population and a relatively small younger population.

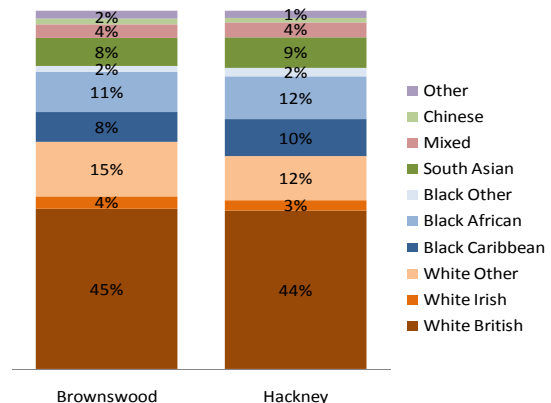
Broad age bands: 2009 population estimates



Ethnic profile

Described against the ethnic classification used in the 2001 Census, 63% of Brownswood residents are White, 21% are Black, 8% are south Asian and 4% are of mixed ethnicity.

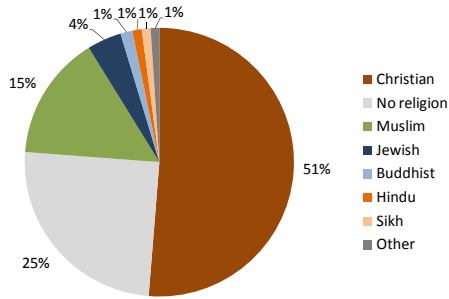
Ethnicity of residents (2001)



Religion

Data on the religion of the residents of Brownswood is from the 2001 Census. This chart excludes people who did not state their religion (11%).

Religion of residents (2001)



Carers

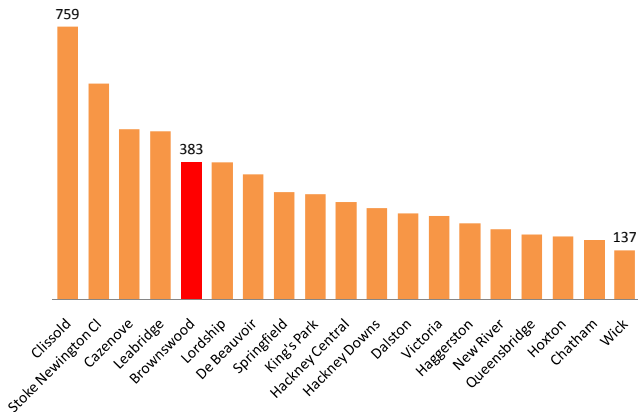
Carers play a vital role in supporting people with disability and illness in Hackney. In Brownswood, in 2001, 7% of the population (752 people) provided regular unpaid care to a relative or friend. The average for Hackney is 8%. Of these carers:

- 64% provided care for 1-19 hours a week
- 14% provided care for 20-49 hours a week
- 22% provided care for 50 or more hours a week

Deprivation

All Hackney's wards are among the most deprived 10% of wards in the UK. Within Hackney, Brownswood is one of the lesser deprived wards.

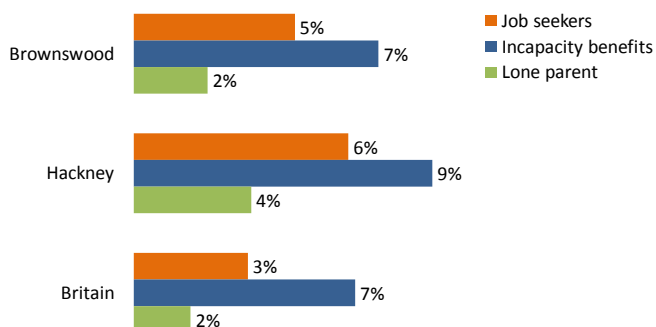
Index of Multiple Deprivation 2007: national rank out of 7,932 wards (1 = most deprived)



Welfare benefits

One in 20 (5%) working age residents of Brownswood is claiming Job Seekers Allowance and 7% are claiming Incapacity Benefit.

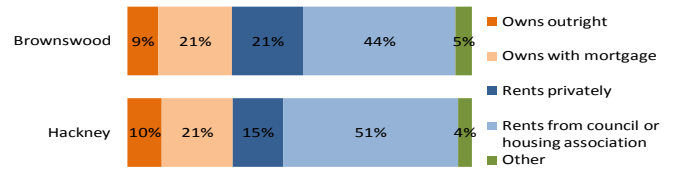
Benefit claimants: proportion of working age population (Aug 2010)



Housing tenure

Most of the residents of Brownswood rent their home either from a private landlord or from a housing association or the Council.

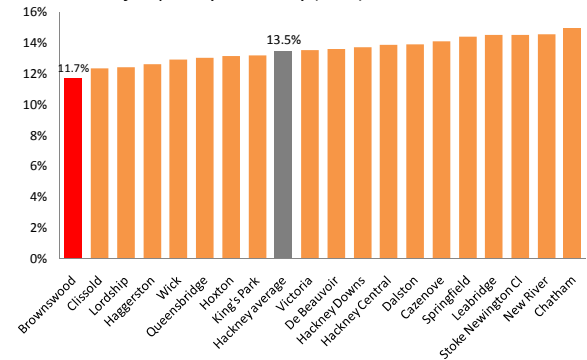
Tenure of households in Hackney (2001)



Fuel poverty

Hackney has the second highest fuel poverty rate of all London boroughs. Within Hackney, Brownswood has the lowest rate. Rates will have risen since 2008 due to higher fuel prices.

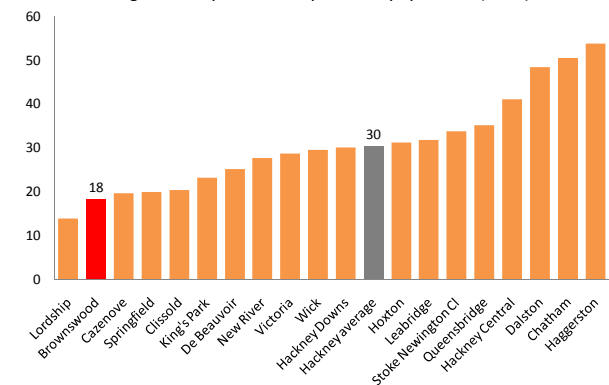
Households in fuel poverty in Hackney (2008)



Crime: violent crime and drugs offences

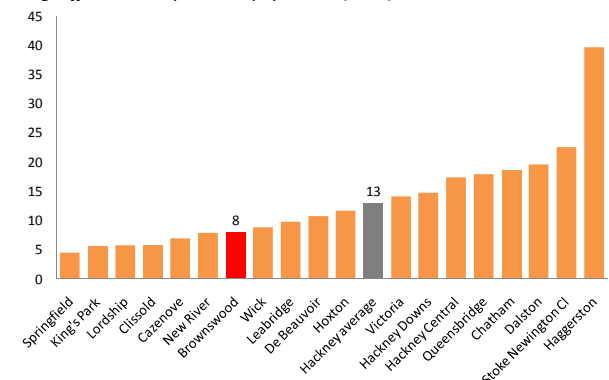
In Hackney 30 people in every 1,000 experience violent crime every year (the London average is 23). In Brownswood, the rate of violent crime is 18 per 1,000 population per year.

Violent crime against the person: rate per 1,000 population (2010)



In Hackney there are 13 drugs offences for every 1,000 people per year (the London average is 9). In Brownswood, there are 8 drugs offences per 1,000 population per year.

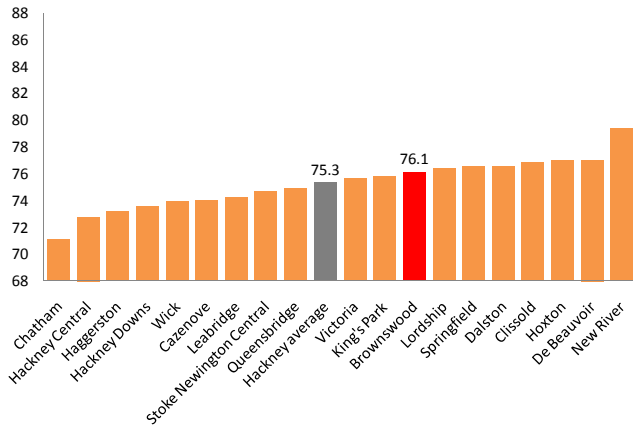
Drugs offences: rate per 1,000 population (2010)



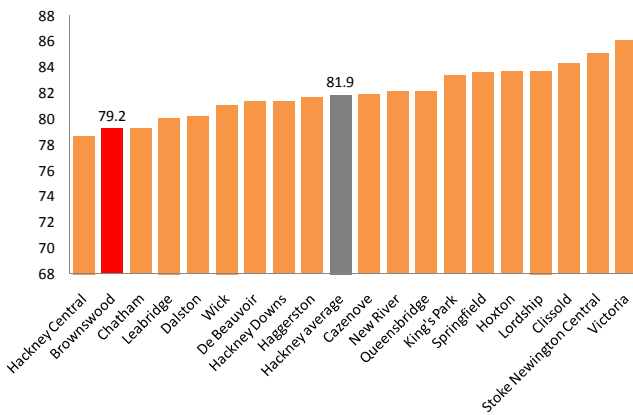
Life expectancy

In Hackney, as in the rest of England, women have a higher life expectancy than men. This is also true in Brownswood though the gap between the sexes is smaller.

Life expectancy at birth for males, years (2003-07)



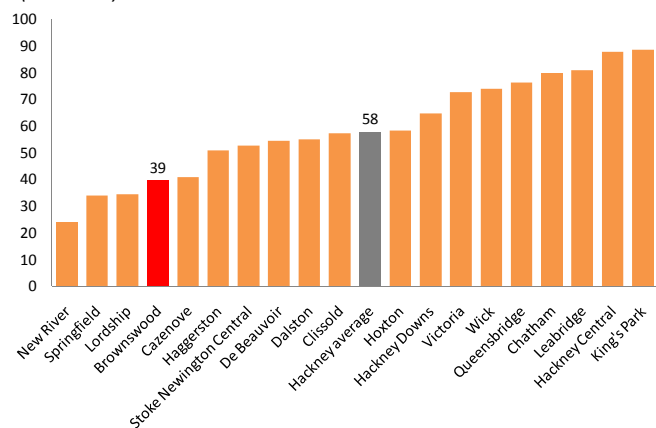
Life expectancy at birth for females, years (2003-07)



Teenage pregnancy

In Hackney, the annual conception rate among women aged under 18 was 58 per 1,000 teenage women aged 15-17 (between 2006 and 2008). This is considerably higher than the average for England of 41 conceptions per 1,000 teenage women. In Brownswood, the rate was 39 per 1,000 teenage women (around 5 conceptions per year).

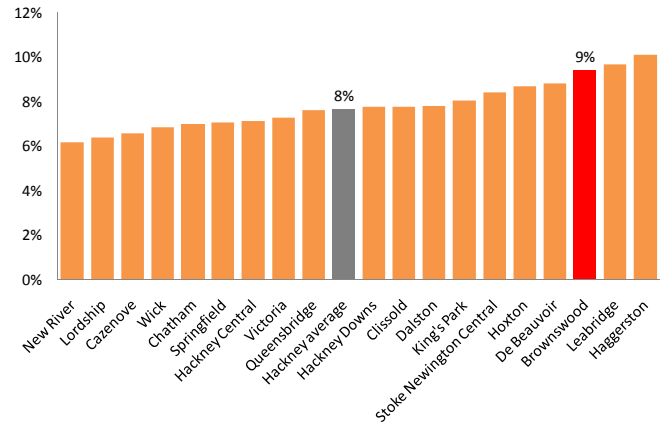
Conceptions among women aged under 18 years: rate per 1,000 women aged 15-17 (2006-2008)



Low birth weight babies

Low birth weight is a risk factor for infant mortality. In Hackney, 8% of live births weigh less than 2.5kg, compared to 7% in England. In Brownswood, the rate is 9%.

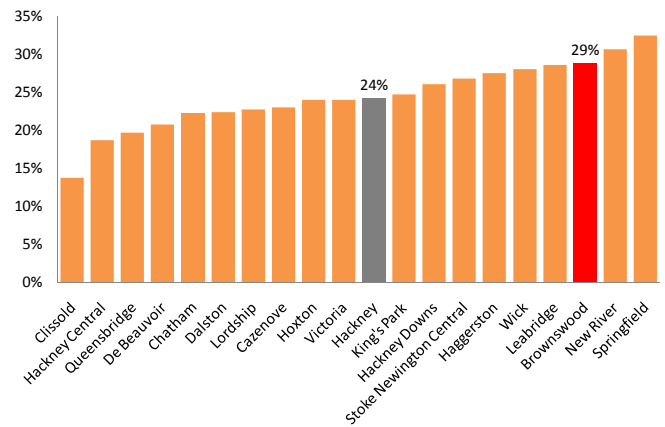
Percentage of live births under 2.5kg (2007-2009)



Childhood obesity

In Hackney, a quarter (24%) of all Year 6 school pupils are obese, higher than the national rate of 18%. In Brownswood, 29% of Year 6 pupils resident in the ward are obese.

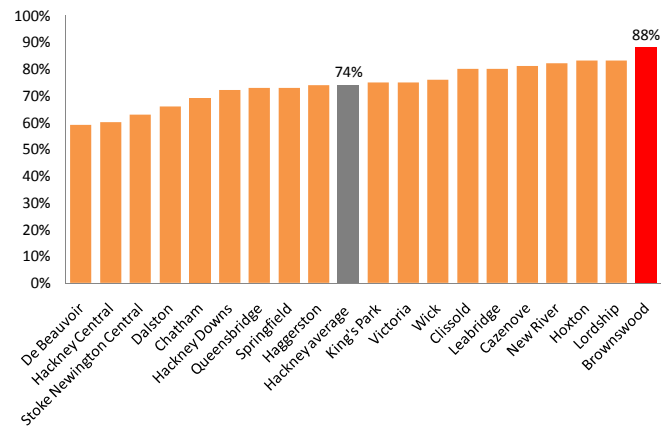
Percentage of Year 6 children who are obese (2008/09)



Educational achievement

Three quarters (74%) of children in Hackney achieved Level 4 or better in English at Key Stage 2 in 2009. The success rate was 88% in Brownswood, above the Hackney average and the national average of 80%.

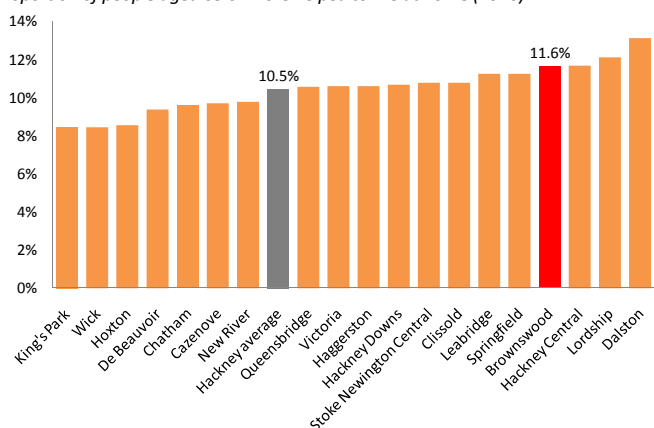
Percentage of children achieving Level 4 in English at Key Stage 2 (2009)



Older people supported to live at home

More than one in ten (10.5%) people aged 65 years or more in Hackney receives support from Hackney Council to help maintain their independence at home. The rate in Brownswood is 11.6%.

Proportion of people aged 65 or more helped to live at home (2010)



Social care for people of working age

Around 1% of the population aged 16-64 years in Hackney receives support from the Council to help maintain their independence at home. This includes, in Brownswood, 40 people with a physical or sensory disability, 11 people with a learning disability and 19 with mental health problems.

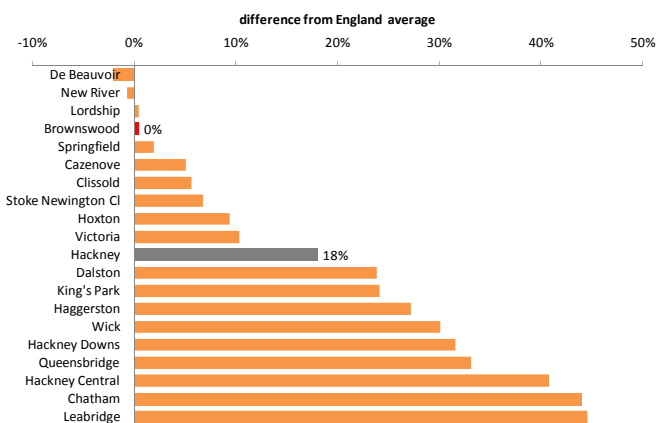
Number of people aged 16-64 years receiving support to live at home (2010)



Hospital admissions: emergencies

The emergency hospital admission rate is affected not only by the health of the population but also by the effectiveness of local services in supporting people who are ill to maintain their health and independence within the community. In Brownswood there were 989 emergency admissions in 2006-07. The rate in Brownswood is the fourth lowest in Hackney.

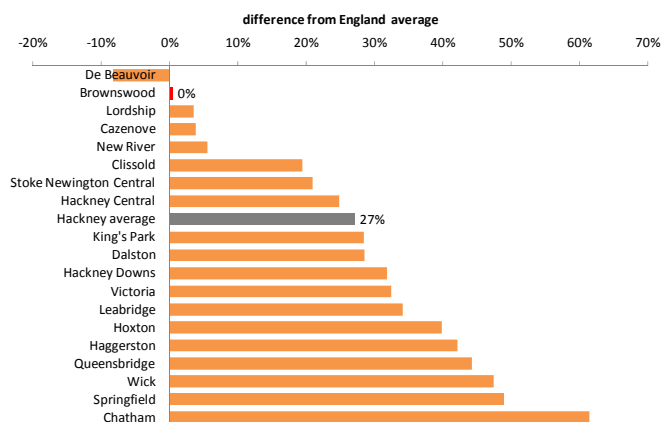
Age-standardised emergency admissions: difference from England (2006-07)



Mental health hospital admissions

In Hackney, admissions to hospital for mental health problems are higher than the average for England. Brownswood has second lowest rate in Hackney. There were 47 admissions in 2002-03.

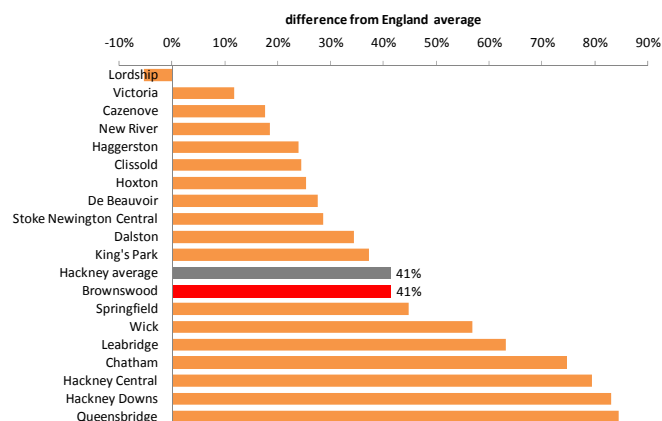
Age-standardised hospital admission rate for mental health: difference from England (2002-03)



Premature deaths (cardiovascular disease)

Cardiovascular disease is the biggest killer in Hackney. Around 9 people per year die prematurely from cardiovascular disease in Brownswood. The premature death rate in Brownswood is average for Hackney but higher than the national average.

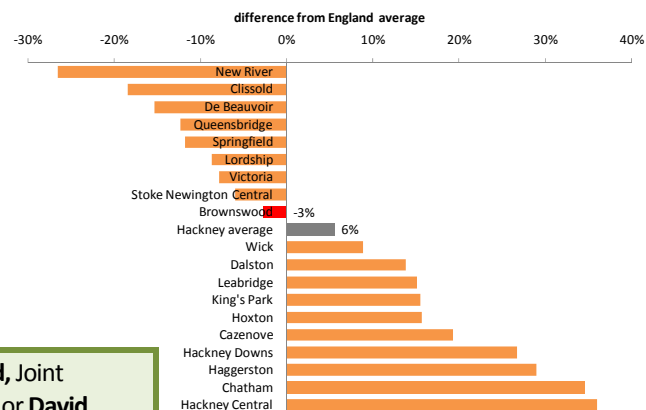
Age-standardised death rate among under 75s from circulatory diseases: difference from England (2003-07)



Premature deaths (cancers)

In Brownswood, cancer kills around 8 people per year prematurely. The premature death rate in Brownswood is lower than both the Hackney and national averages.

Age-standardised death rate among under 75s from cancers: difference from England (2003-07)



If you have questions about this profile, please contact **Dr Lesley Mountford**, Joint Director of Public Health (020 7683 4355, Lesley.Mountford@chpct.nhs.uk) or **David Woodhead**, Assistant Director, Health & Wellbeing (020 8356 7443, David.Woodhead@Hackney.gov.uk)