



Cazenove ward: health & wellbeing profile

Cazenove has an area of 0.68 square kilometres (0.26 square miles) and has a population of 12,041.

The local councillors for Cazenove are:

- Cllr Dawood Akhoun (Liberal Democrats)
- Cllr Abraham Jacobson (Liberal Democrats)
- Cllr Ian David Sharer (Liberal Democrats)

GPs

Elm Practice

1(A) Fountayne Road, N16 7EA

Tel: 020 7683 4839

Rosewood Practice

1(A) Fountayne Road, N16 7EA

Tel: 020 7683 4847

Springfield GP-led Health Centre

19-21 Oldhill Street, N16 6LD

Tel: 020 8806 6993

Dentists

Abney Dental Practice

230 Stoke Newington High Street, N16 7HU

Tel: 020 7249 2939

Upper Clapton Dental Surgery

77 Upper Clapton Road, E5 9BU

Tel: 020 8806 0106

Pharmacies

Safedale Ltd.

97 Upper Clapton Road, E5 9BU

Tel: 020 8806 5140

Optometrists

Austin Eyewear LLP

74 Oldhill Street, N16 6NA

Tel: 020 8806 7757

Children's centres

Tyssen Children's Centre

Oldhill Street, N16 6QA

Tel: 020 8806 4130

Ihsan

North London Muslim Community Centre, 66-68 Cazenove Road, N16 6AA

Tel: 020 8806 1147

Libraries

Clapton Library

Northwold Road, E5 8RA

Tel: 020 8356 1620

Stamford Hill Library

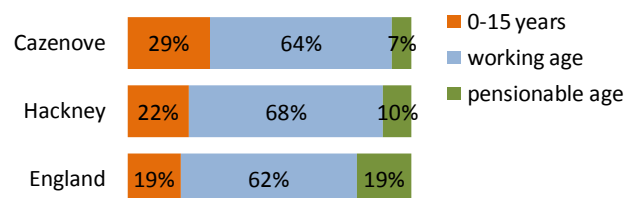
Portland Avenue, N16, 6SB

Tel: 020 8356 1700

Young, old and working age

A higher than average proportion of Cazenove's population is young. Only 7% are of pensionable age.

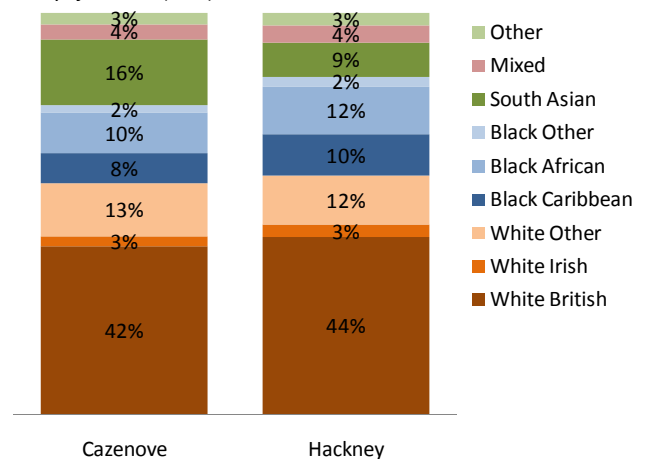
Broad age bands: 2009 population estimates



Ethnic profile

Described against the ethnic classification used in the 2001 Census, 57% of Cazenove residents are White, 20% are Black, 8% are south Asian and 4% are of mixed ethnicity.

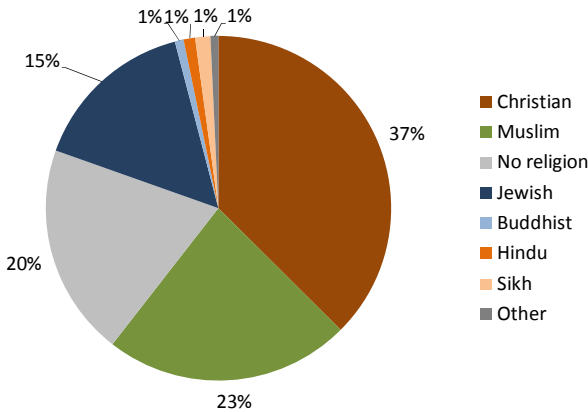
Ethnicity of residents (2001)



Religion

Data on the religion of the residents of Cazenove is from the 2001 Census. This chart excludes people who did not state their religion (15%).

Religion of residents (2001)



Carers

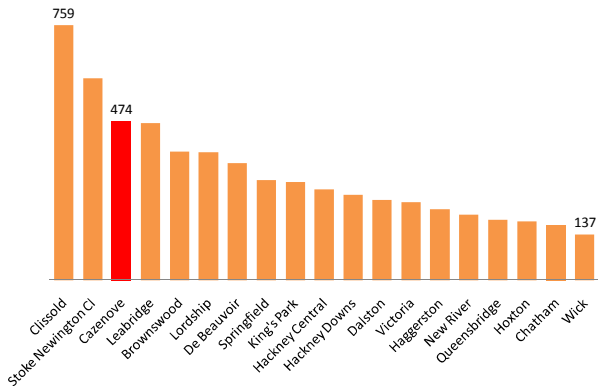
Carers play a vital role in supporting people with disability and illness in Hackney. In Cazenove, in 2001, 8% of the population (827 people) provided regular unpaid care to a relative or friend. Of these carers:

- 65% provided care for 1-19 hours a week
- 15% provided care for 20-49 hours a week
- 21% provided care for 50 or more hours a week

Deprivation

All Hackney's wards are among the most deprived 10% of wards in the UK. Cazenove is the third least deprived ward in Hackney.

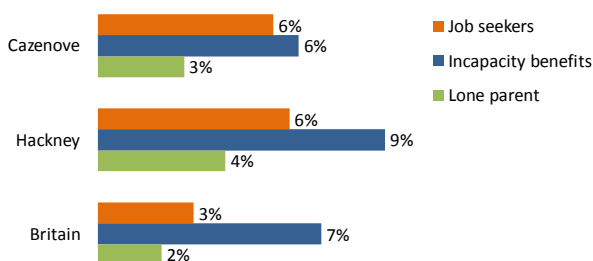
Index of Multiple Deprivation 2007: national rank out of 7,932 wards (1 = most deprived)



Welfare benefits

In Cazenove, 6% of working age residents are claiming Job Seekers Allowance and 6% are claiming Incapacity Benefit.

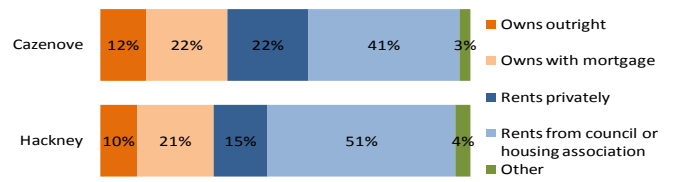
Benefit claimants: proportion of working age population (November 2010)



Housing tenure

Most of the residents of Cazenove rent their home either from a private landlord or from a housing association or the Council.

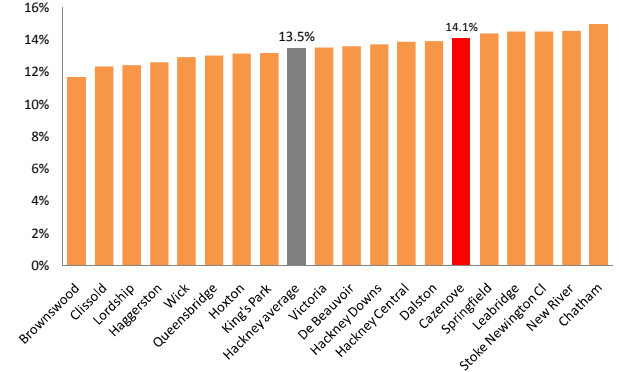
Tenure of households in Hackney (2001)



Fuel poverty

Hackney has the second highest fuel poverty rate of all London boroughs. Within Hackney, Cazenove has a higher than average rate. Rates will have risen since 2008 due to higher fuel prices.

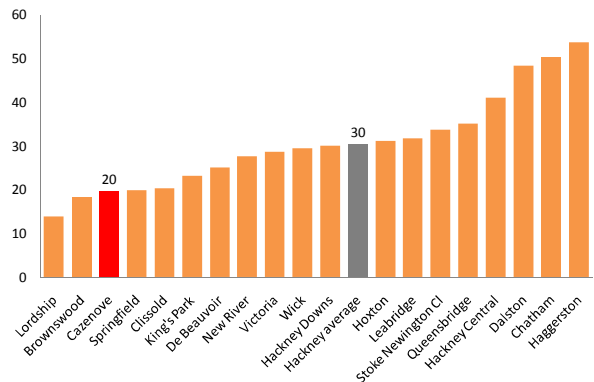
Households in fuel poverty in Hackney (2008)



Crime: violent crime and drugs offences

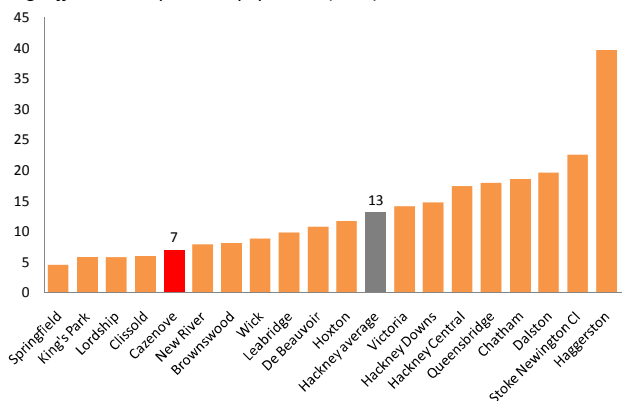
In Hackney 30 people in every 1,000 experience violent crime every year (the London average is 23). In Cazenove, the rate of violent crime is 20 per 1,000 population per year.

Violent crime against the person: rate per 1,000 population (2010)



In Hackney there are 13 drugs offences for every 1,000 people per year (the London average is 9). In Cazenove, there are only 7 drugs offences per 1,000 population per year.

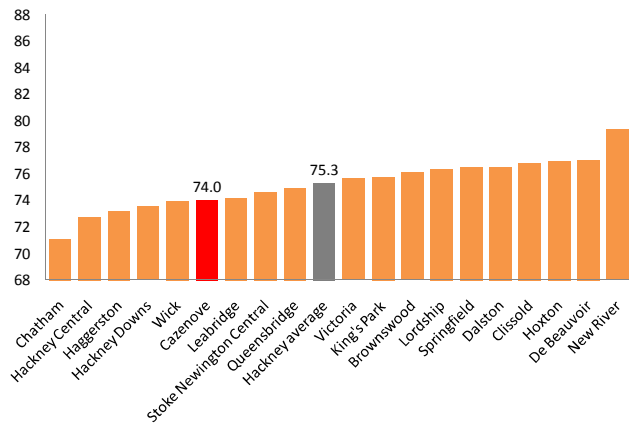
Drugs offences: rate per 1,000 population (2010)



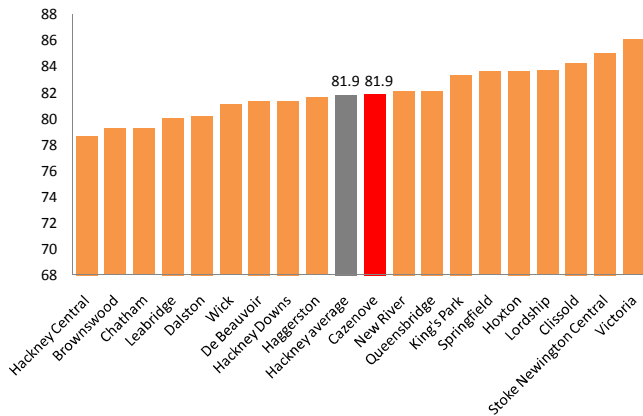
Life expectancy

In Hackney, as in the rest of England, women have a higher life expectancy than men. This is also true in Cazenove. Male life expectancy is slightly lower than the average for Hackney in Cazenove.

Life expectancy at birth for males, years (2003-07)



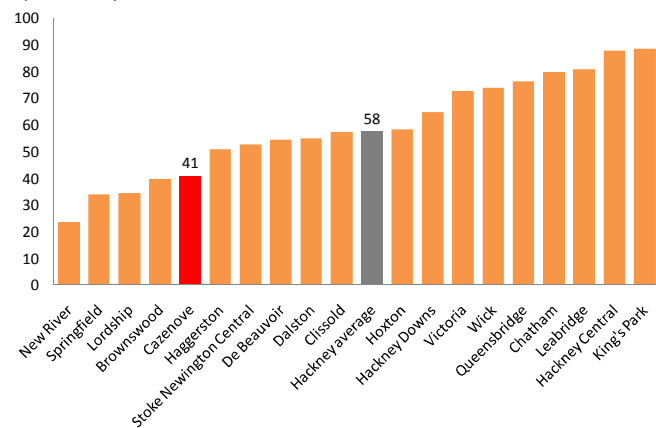
Life expectancy at birth for females, years (2003-07)



Teenage pregnancy

In Hackney, the annual conception rate among women aged under 18 was 58 per 1,000 teenage women aged 15-17 (between 2006 and 2008). This is considerably higher than the average for England of 41 conceptions per 1,000 teenage women. In Cazenove, the rate was 41 per 1,000 teenage women (around 10 conceptions per year).

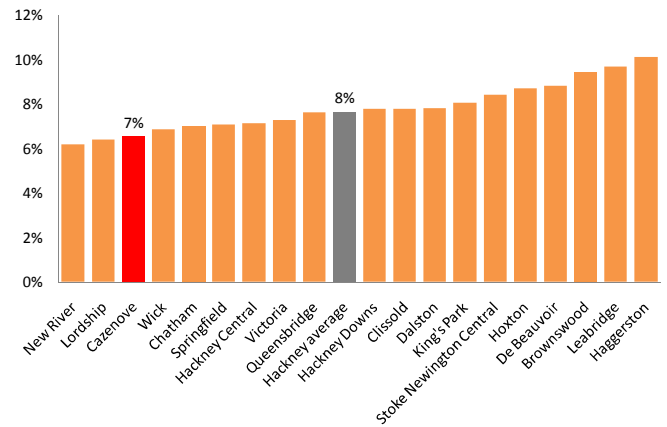
Conceptions among women aged under 18 years: rate per 1,000 women aged 15-17 (2006-2008)



Low birth weight babies

Low birth weight is a risk factor for infant mortality. In Hackney, 8% of live births weigh less than 2.5kg, compared to the 7% in England. In Cazenove, the rate is 7%.

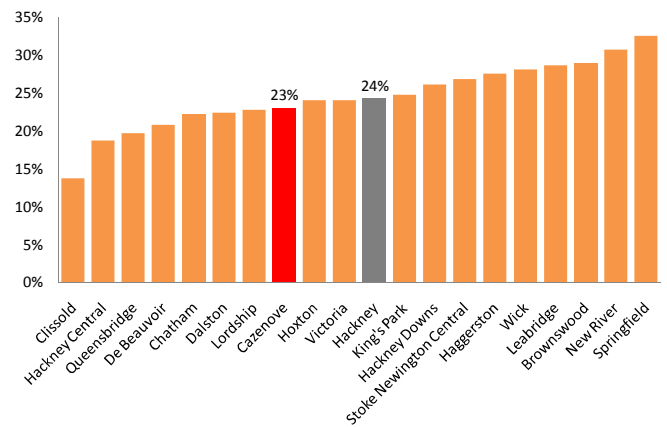
Percentage of live births under 2.5kg (2007-2009)



Childhood obesity

In Hackney, a quarter (24%) of all Year 6 school pupils are obese, higher than the national rate of 18%. In Cazenove, 23% of Year 6 pupils resident in the ward are obese.

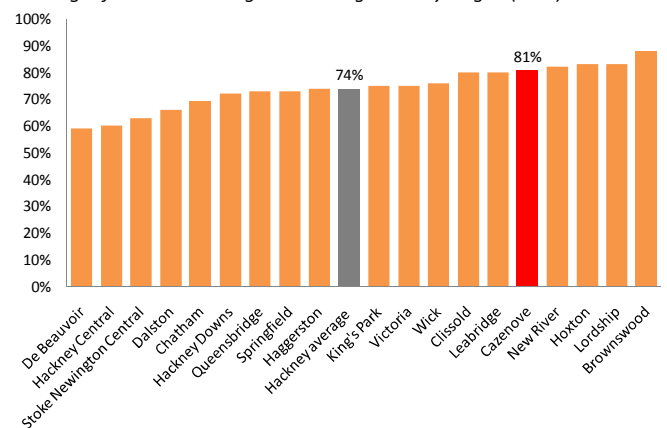
Percentage of Year 6 children who are obese (2008/09)



Educational achievement

Three quarters (74%) of children in Hackney achieved Level 4 or better in English at Key Stage 2 in 2009. The success rate was 81% in Cazenove, above the Hackney average and the national average of 80%.

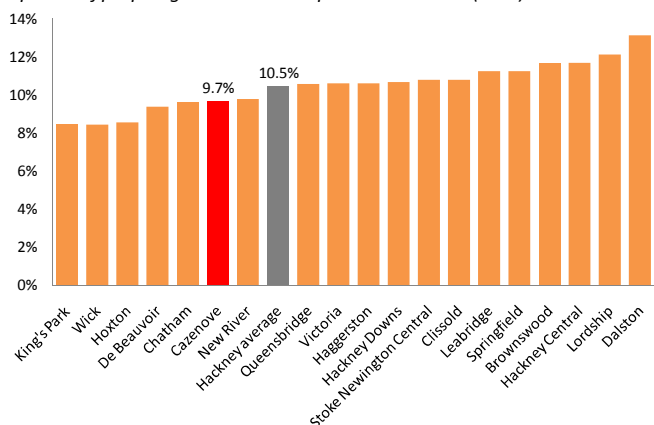
Percentage of children achieving Level 4 in English at Key Stage 2 (2009)



Older people supported to live at home

More than one in ten (10.5%) people aged 65 years or more in Hackney receives support from Hackney Council to help maintain their independence at home. The rate in Cazenove is 9.7%.


Proportion of people aged 65 or more helped to live at home (2010)



Social care for people of working age

Around 1% of the population aged 16-64 years in Hackney receives support from the Council to help maintain their independence at home. This includes, in Cazenove, 23 people with a physical or sensory disability, 14 people with a learning disability and 17 with mental health problems.

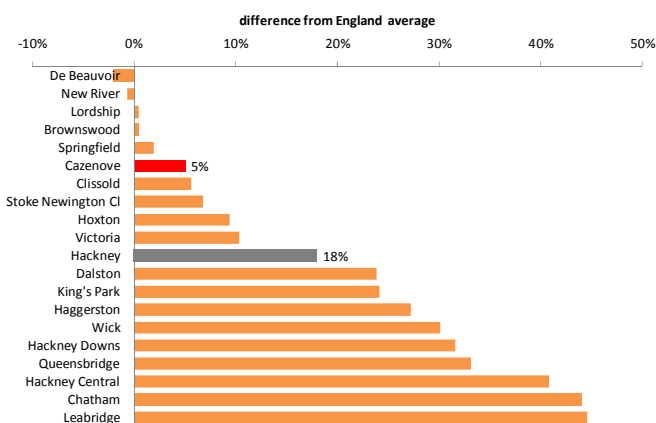
Number of people aged 16-64 years receiving support to live at home (2010)



Hospital admissions: emergencies

The emergency hospital admission rate is affected not only by the health of the population but also by the effectiveness of local services in supporting people who are ill to maintain their health and independence within the community. In Cazenove there were 945 emergency admissions in 2006-07. The rate in Cazenove is below the Hackney average but above the national average.

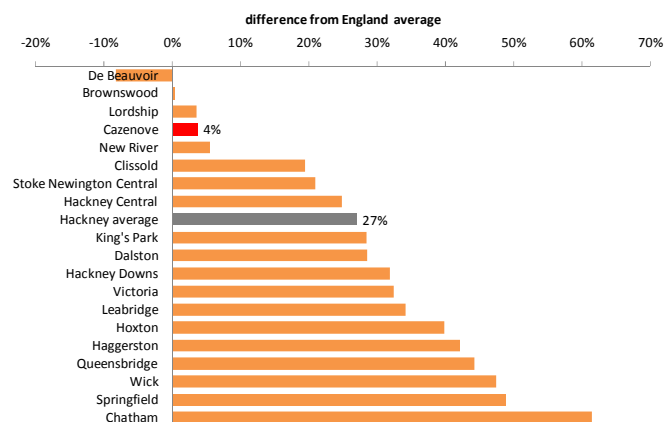
Age-standardised emergency admissions: difference from England (2006-07)



Mental health hospital admissions

In Hackney, admissions to hospital for mental health problems are higher than the average for England. Cazenove has the fourth lowest rate in Hackney. There were 41 admissions in 2002-03.

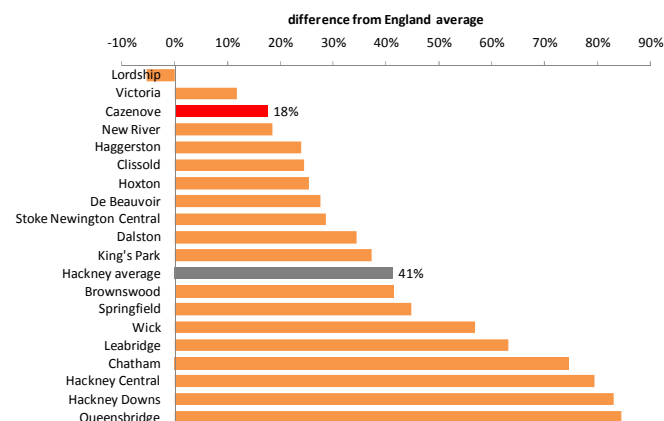
Age-standardised hospital admission rate for mental health: difference from England (2002-03)



Premature deaths (cardiovascular disease)

Cardiovascular disease is the biggest killer in Hackney. Around 6 people per year die prematurely from cardiovascular disease in Cazenove. The premature death rate in Cazenove is low for Hackney but above average for England.

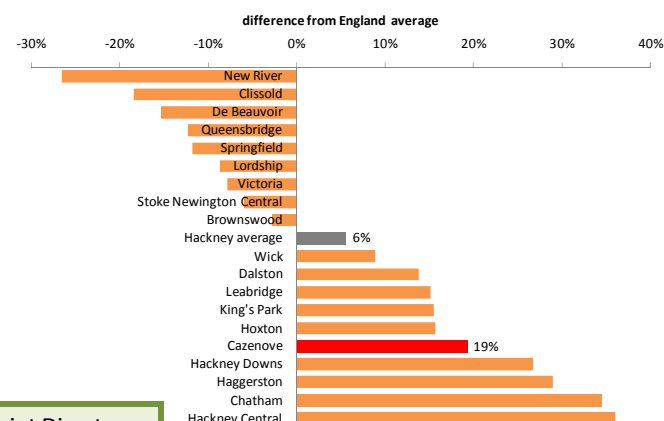
Age-standardised death rate among under 75s from circulatory diseases: difference from England (2003-07)



Premature deaths (cancers)

In Cazenove, cancer kills around 8 people per year prematurely. The premature death rate in Cazenove is higher than both the Hackney and national averages.

Age-standardised death rate among under 75s from cancers: difference from England (2003-07)



If you have questions about this profile, please contact **Dr Lesley Mountford**, Joint Director of Public Health (020 7683 4355, Lesley.Mountford@chpct.nhs.uk) or **David Woodhead**, Assistant Director, Health & Wellbeing (020 8356 7443, David.Woodhead@Hackney.gov.uk)