



Chatham ward: health & wellbeing profile

Chatham has an area of 0.91 square kilometres (0.57 square miles) and a population of 11,733 people. The local councillors for Chatham are

- Cllr Luke Akehurst (Labour)
- Cllr Sally Mulready (Labour)
- Cllr Guy Nicholson (Labour).

GPs

Latimer Health Centre

4 Homerton Terrace, E9 6RT. Tel: 020 8985 2249

The Lea Surgery

Alfred Health Centre, 186 Homerton High Street, E9 6AG
Tel: 020 8986 3106

Lower Clapton Group Practice

36 Lower Clapton Road, E5 OPD. Tel: 020 8986 7111

Pharmacies

Clockwork Pharmacy

239 Well Street, E9 6RG. Tel: 020 8985 4630

Friends Pharmacy

46 Lower Clapton Road, E5 ORN. Tel: 020 8986 9706

Safedale Ltd.

59 Lower Clapton Road, E5 ONS. Tel: 020 8985 8819

Silverfields

141 Homerton High Street, E9 6AS. Tel: 020 8985 3654

Tesco Pharmacy Stores Ltd.

Morning Lane, E9 6ND. Tel: 020 8218 0149

Optometrists

Dollond and Aitchison

318 Mare Street, E8 1HA. Tel: 020 8985 2850

Eye London Ltd.

312 Mare Street, E8 1EJ. Tel: 020 8533 1188

Liteblue Opticians

163 Homerton High Street, E9 6AS. Tel: 020 8985 8244

Mr Mushir Bakhsh

62a Brooksby's Walk, E9 6DA.

Rose Opticians

27 Lower Clapton Road, E5 ONS. Tel: 020 8985 1971

Children's centres

Morningside Children's Centre

Chatham Place, E9 6LL. Tel: 020 8525 2400

Libraries, museums and culture

Homerton Library

Homerton High Street, E9 6AS. Tel: 020 8356 1690

Sutton House

2 and 4 Homerton High Street, E9 6JQ. Tel: 020 8986 2264

Chats Palace Arts Centre

42-44 Brooksby's Walk, E9

Leisure and play

Kings Hall Leisure Centre

39 Lower Clapton Road, E5 ONU

Clapton Square

E5 8HP

Shore Gardens

Shore Place, E9

Homerton Grove Park and Adventure Playground

Homerton Grove, E9 6BX

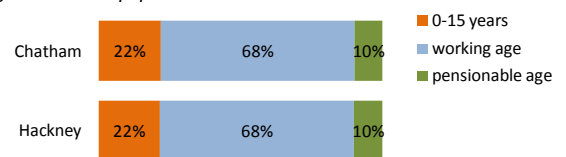
Banister House Play Area

Banister House, Homerton High Street, E9

Young, old and working age

Chatham has a large working age population.

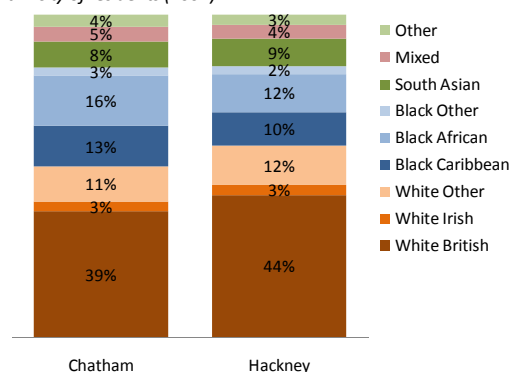
Broad age bands: 2009 population estimates



Ethnic profile

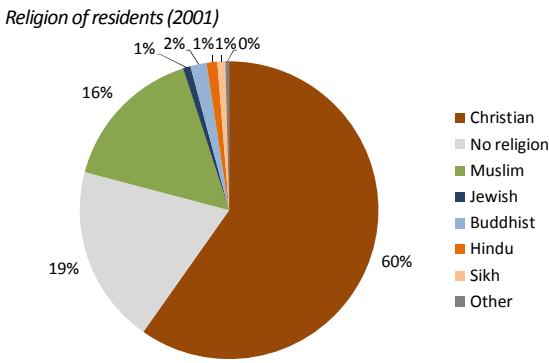
Described against the ethnic classification used in the 2001 Census, 53% of Chatham residents are White, 31% are Black, 8% are south Asian and 5% are of mixed ethnicity.

Ethnicity of residents (2001)



Religion

Data on the religion of the residents of Chatham is from the 2001 Census. This chart excludes people who did not state their religion (10%).



Carers

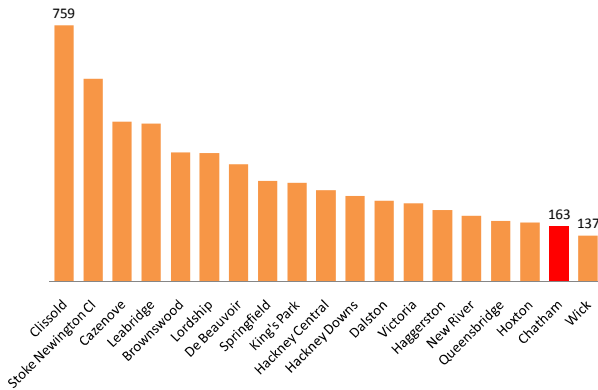
Carers play a vital role in supporting people with disability and illness in Hackney. In Chatham, in 2001, 8% of the population (807 people) provided regular unpaid care to a relative or friend. This is the average for Hackney. Of these carers:

- 63% provided care for 1-19 hours a week
- 13% provided care for 20-49 hours a week
- 24% provided care for 50 or more hours a week

Deprivation

All Hackney's wards are among the most deprived 10% of wards in the UK. Chatham is the second most deprived ward in Hackney.

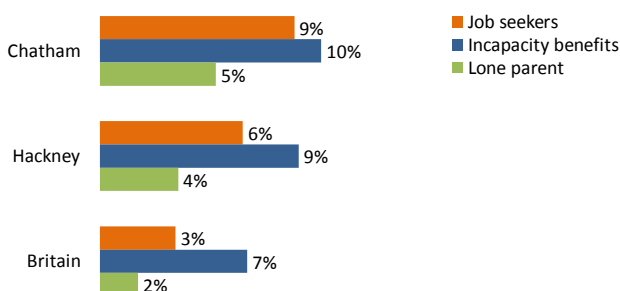
Index of Multiple Deprivation 2007: national rank out of 7,932 wards (1 = most deprived)



Welfare benefits

In Chatham, 9% of working age residents are claiming Job Seekers Allowance and 10% are claiming Incapacity Benefit. These rates are higher than the rates for both Hackney and Britain as a whole.

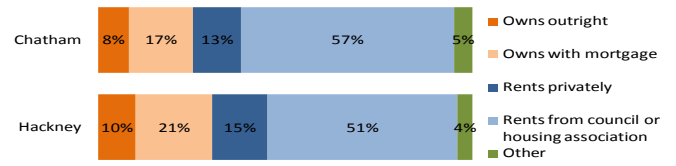
Benefit claimants: proportion of working age population (November 2010)



Housing tenure

Most of the residents of Chatham rent their home either from a private landlord or from a housing association or the Council.

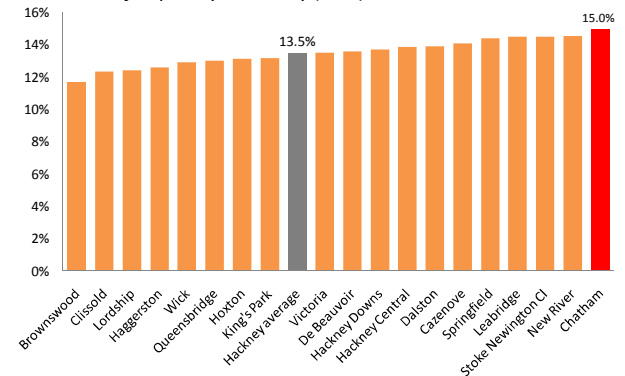
Tenure of households in Hackney (2001)



Fuel poverty

Hackney has the second highest fuel poverty rate of all London boroughs. Within Hackney, Chatham has the highest rate. Rates will have risen since 2008 due to higher fuel prices.

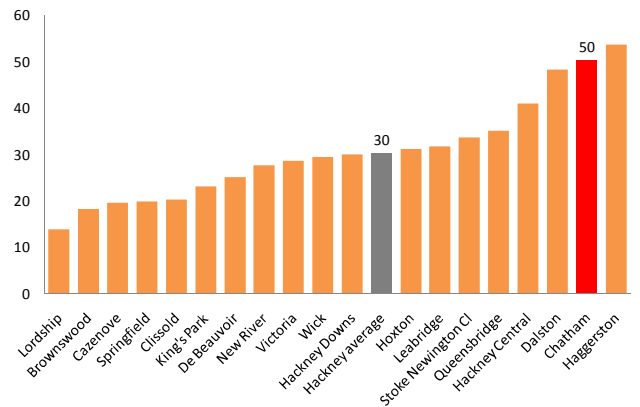
Households in fuel poverty in Hackney (2008)



Crime: violent crime and drugs offences

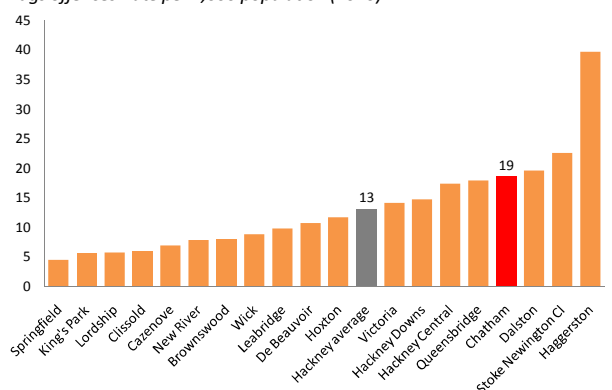
In Hackney 30 people in every 1,000 experience violent crime every year (the London average is 23). In Chatham, the rate of violent crime is 50 per 1,000 population per year.

Violent crime against the person: rate per 1,000 population (2010)



In Hackney there are 13 drugs offences for every 1,000 people per year (the London average is 9). In Chatham, there are 19 drugs offences per 1,000 population per year.

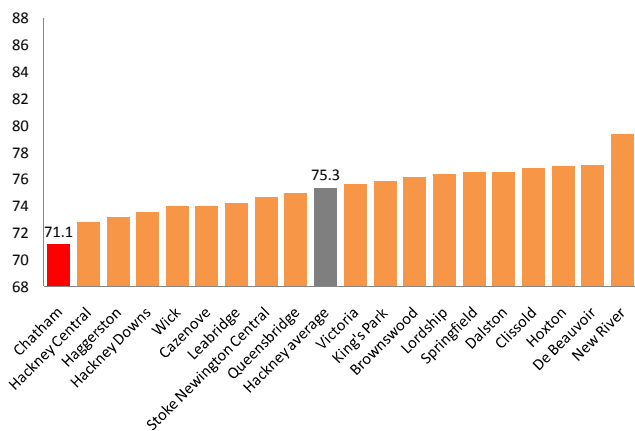
Drugs offences: rate per 1,000 population (2010)



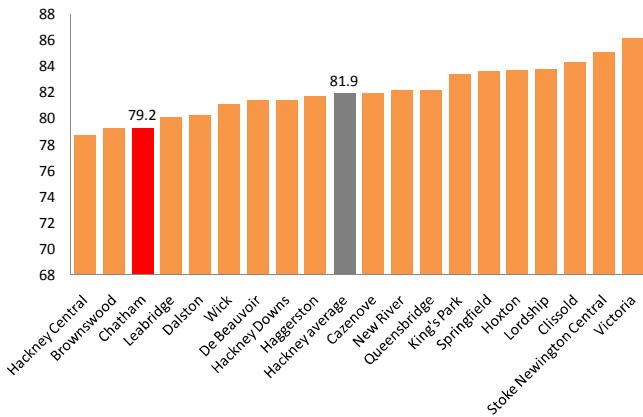
Life expectancy

In Hackney, as in the rest of England, women have a higher life expectancy than men. This is also true in Chatham. Male life expectancy in Chatham is the lowest in the borough and female life expectancy is the third lowest.

Life expectancy at birth for males, years (2003-07)



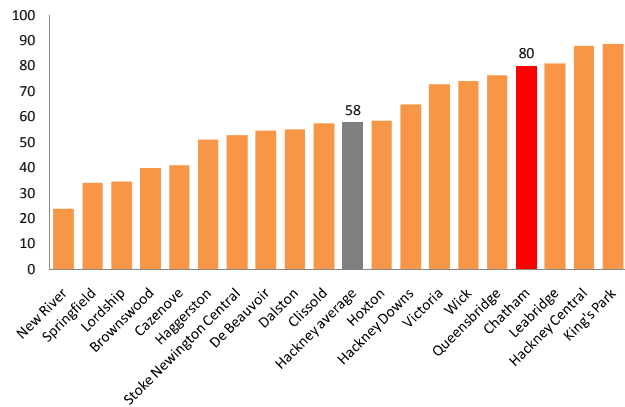
Life expectancy at birth for females, years (2003-07)



Teenage pregnancy

In Hackney, the annual conception rate among women aged under 18 was 58 per 1,000 teenage women aged 15-17 (between 2006 and 2008). This is considerably higher than the average for England of 41 conceptions per 1,000 teenage women. In Chatham, the rate was 80 per 1,000 teenage women (around 14 conceptions per year).

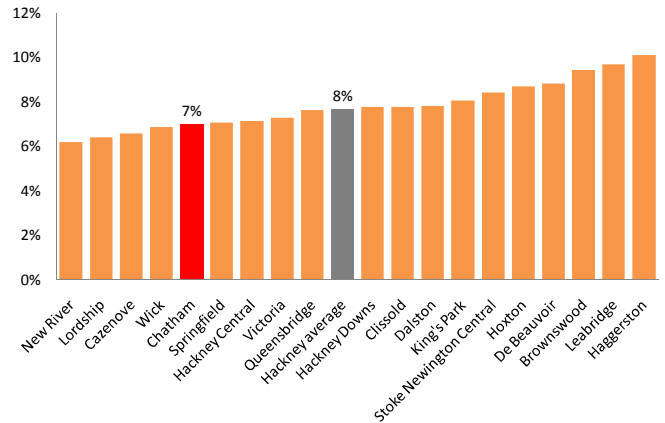
Conceptions among women aged under 18 years: rate per 1,000 women aged 15-17 (2006-2008)



Low birth weight babies

Low birth weight is a risk factor for infant mortality. In Hackney, 8% of live births weigh less than 2.5kg, compared to 7% in England. In Chatham, the rate is 7%.

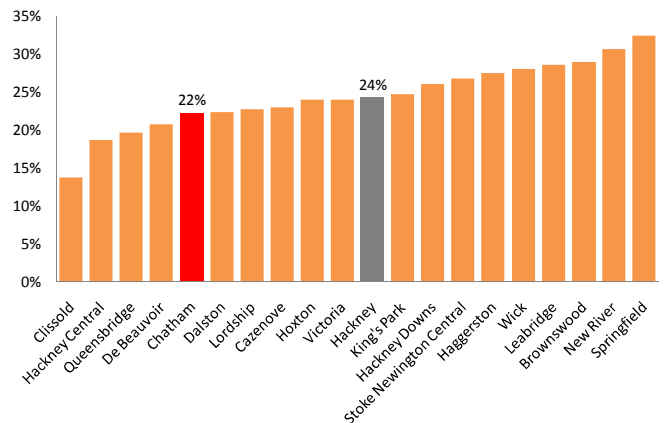
Percentage of live births under 2.5kg (2007-2009)



Childhood obesity

In Hackney, a quarter (24%) of all Year 6 school pupils are obese, higher than the national rate of 18%. In Chatham, the rate is lower: 22% of Year 6 pupils resident in the ward are obese.

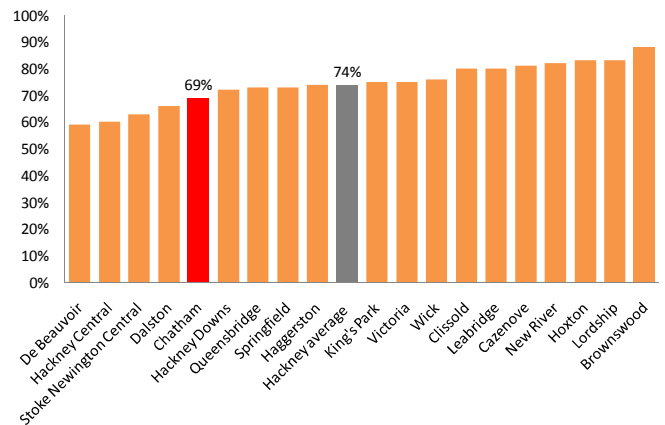
Percentage of Year 6 children who are obese (2008/09)



Educational achievement

Three quarters (74%) of children in Hackney achieved Level 4 or better in English at Key Stage 2 in 2009. The success rate was 69% in Chatham, below the Hackney average and the national average of 80%.

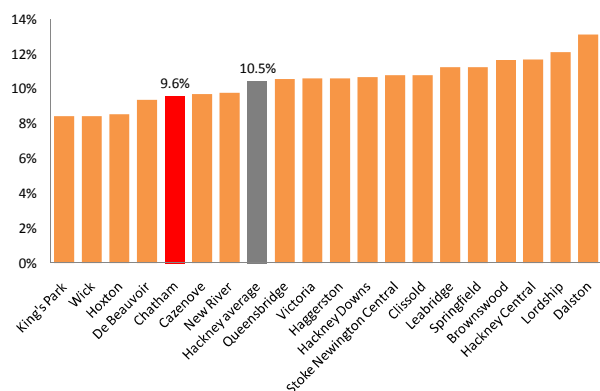
Percentage of children achieving Level 4 in English at Key Stage 2 (2009)



Older people supported to live at home

More than one in ten (10.5%) people aged 65 years or more in Hackney receives support from Hackney Council to help maintain their independence at home. The rate in Chatham is 9.6%.

Proportion of people aged 65 or more helped to live at home (2010)



Social care for people of working age

Around 1% of the population aged 16-64 years in Hackney receives support from the Council to help maintain their independence at home. This includes, in Chatham, 25 people with a physical or sensory disability, 10 people with a learning disability and 34 with mental health problems.

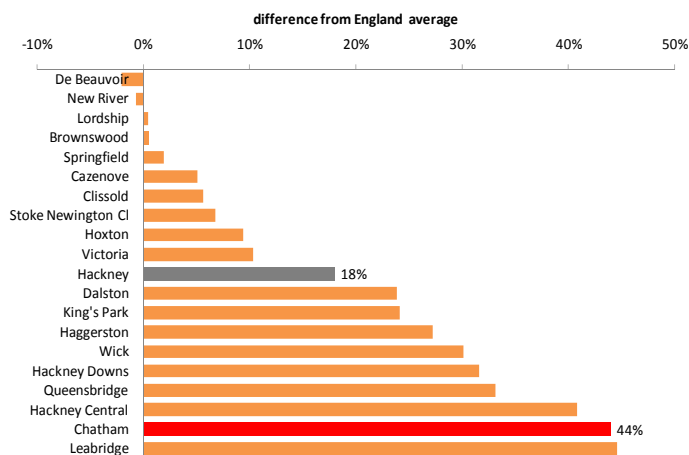
Number of people aged 16-64 years receiving support to live at home (2010)



Hospital admissions: emergencies

The emergency hospital admission rate is affected not only by the health of the population but also by the effectiveness of local services in supporting people who are ill to maintain their health and independence within the community. In Chatham there were 1,320 emergency admissions in 2006-07. The rate in Chatham is the second highest rate in Hackney.

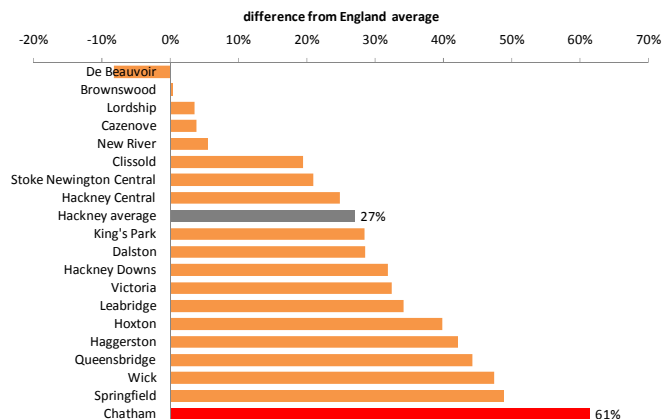
Age-standardised emergency admissions: difference from England (2006-07)



Mental health hospital admissions

In Hackney, admissions to hospital for mental health problems are higher than the average for England. Chatham has the highest rate in Hackney. There were 67 admissions in 2002-03.

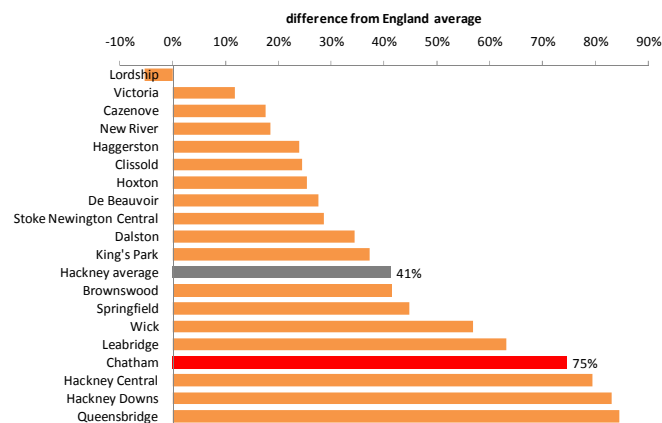
Age-standardised hospital admission rate for mental health: difference from England (2002-03)



Premature deaths (cardiovascular disease)

Cardiovascular disease is the biggest killer in Hackney. Around 12 people per year die prematurely from cardiovascular disease in Chatham. The premature death rate in Chatham is higher than both the Hackney and national averages.

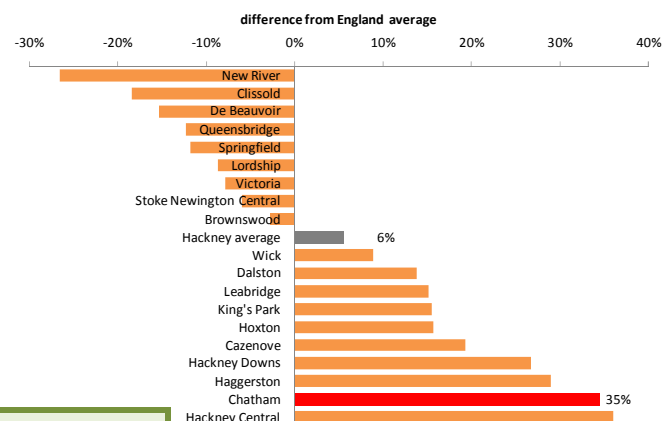
Age-standardised death rate among under 75s from circulatory diseases: difference from England (2003-07)



Premature deaths (cancers)

In Chatham, cancer kills around 12 people per year prematurely. The premature death rate in Chatham is higher than both the Hackney and national averages.

Age-standardised death rate among under 75s from cancers: difference from England (2003-07)



If you have questions about this profile, please contact **Dr Lesley Mountford**, Joint Director of Public Health (020 7683 4355, Lesley.Mountford@chpct.nhs.uk) or **David Woodhead**, Assistant Director, Health & Wellbeing (020 8356 7443, David.Woodhead@Hackney.gov.uk)