



Clissold ward: health & wellbeing profile

Clissold has an area of 0.7 square kilometres (0.44 square miles) and a population of 11,543.

The local councillors for Clissold are:

- Cllr Karen Alcock (Labour)
- Cllr Wendy Mitchell (Labour)
- Cllr Linda Smith (Labour)

GPs

Abney House Medical Centre

2 Defoe Road, N16 0EF

Tel: 020 7254 6820

Barton House Group Practice

233 Albion Road, N16 9JT

Tel: 020 7249 5511

Grove Surgery

Statham Grove, N16 9DP

Tel: 020 7254 4327

Dentists

Vital Dental Care

169 Stoke Newington Church Street, N16 0UL

Tel: 020 7254 6503

Pharmacies

Allen Pharmacy

150 Albion Road, N16 9PA

Tel: 020 7254 2500

Safedale Ltd.

162 Green Lanes, N16 9DL

Tel: 020 7254 0505

Safedale Ltd.

2-3 Kingsway Parade, Albion Road, N16 0TA

Tel: 020 7254 4990

Optometrists

Askew Eyewear

195-197 Stoke Newington Church Street, N16 0UL

Tel: 020 7249 6333

Leisure and play

Clissold Leisure Centre

63 Clissold Road, N16 9EX

Butterfield Green

Wordsworth Road, N16 9ET

Albion Parade

Albion Road, N16 9LD

Church Street Garden

Stoke Newington Church Street, N16 9ET

Shakespeare Walk Adventure Playground

Shakespeare Walk, N16


Milton Gardens Play Area

Shakespeare Walk, N16

Young, old and working age

Clissold's population is typical for Hackney with a large working age population.

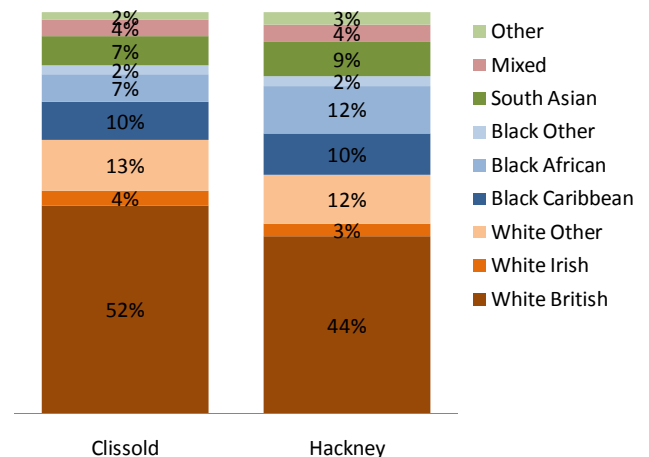
Broad age bands: 2009 population estimates



Ethnic profile

Described against the ethnic classification used in the 2001 Census, 68% of Clissold residents are White, 19% are Black, 7% are south Asian and 4% are of mixed ethnicity.

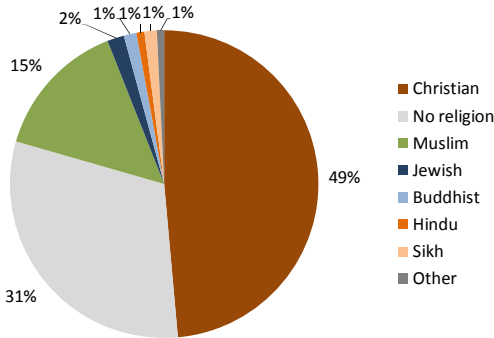
Ethnicity of residents (2001)



Religion

Data on the religion of the residents of Clissold is from the 2001 Census. This chart excludes people who did not state their religion (9%).

Religion of residents (2001)



Carers

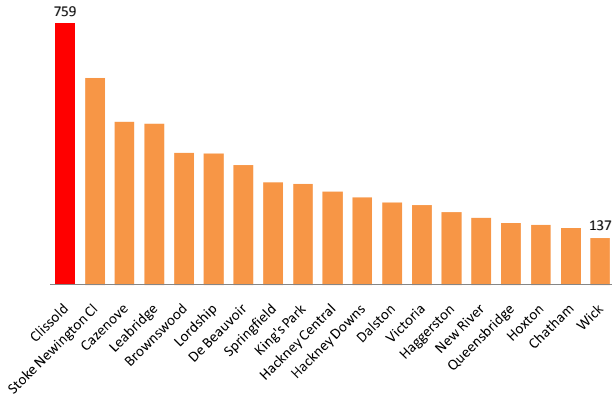
Carers play a vital role in supporting people with disability and illness in Hackney. In Clissold, in 2001, 7% of the population (684 people) provided regular unpaid care to a relative or friend. Of these carers:

- 70% provided care for 1-19 hours a week
- 12% provided care for 20-49 hours a week
- 18% provided care for 50 or more hours a week

Deprivation

All Hackney's wards are among the most deprived 10% of wards in the UK. Clissold is the least deprived ward in Hackney.

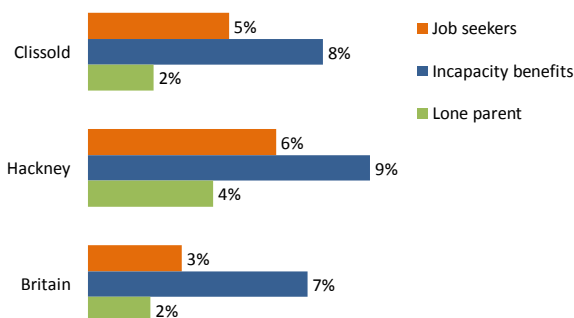
Index of Multiple Deprivation 2007: national rank out of 7,932 wards (1 = most deprived)



Welfare benefits

In Clissold, 5% of working age residents of Clissold are claiming Job Seekers Allowance and 8% are claiming Incapacity Benefit.

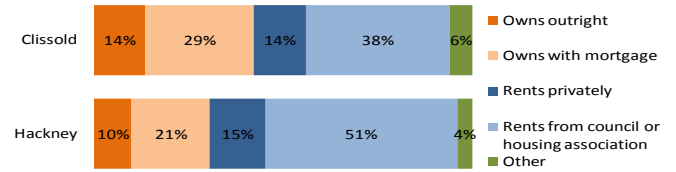
Benefit claimants: proportion of working age population (November 2010)



Housing tenure

Most of the residents of Clissold rent their home either from a private landlord or from a housing association. However Clissold has a relatively high proportion of owner occupiers for Hackney.

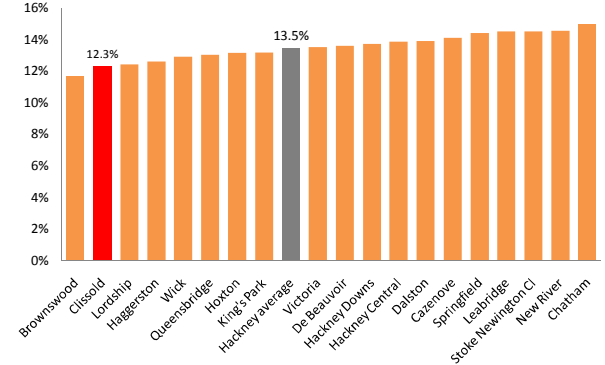
Tenure of households in Hackney (2001)



Fuel poverty

Hackney has the second highest fuel poverty rate of all London boroughs. Within Hackney, Clissold has a below average rate. Rates will have risen since 2008 due to higher fuel prices.

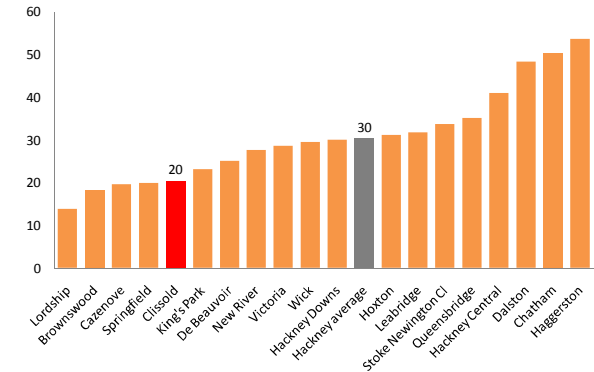
Households in fuel poverty in Hackney (2008)



Crime: violent crime and drugs offences

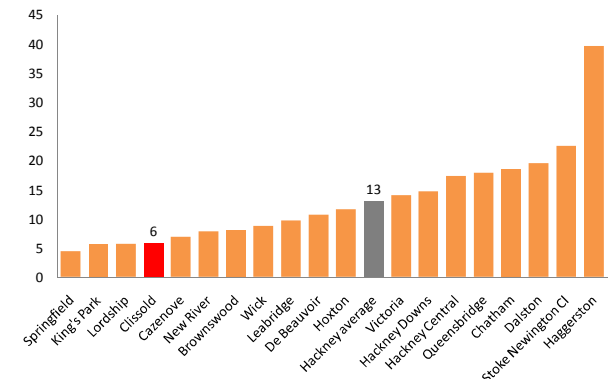
In Hackney 30 people in every 1,000 experience violent crime every year (the London average is 23). In Clissold, the rate of violent crime is 20 per 1,000 population per year.

Violent crime against the person: rate per 1,000 population (2010)



In Hackney there are 13 drugs offences for every 1,000 people per year (the London average is 9). In Clissold, there are only 6 drugs offences per 1,000 population per year.

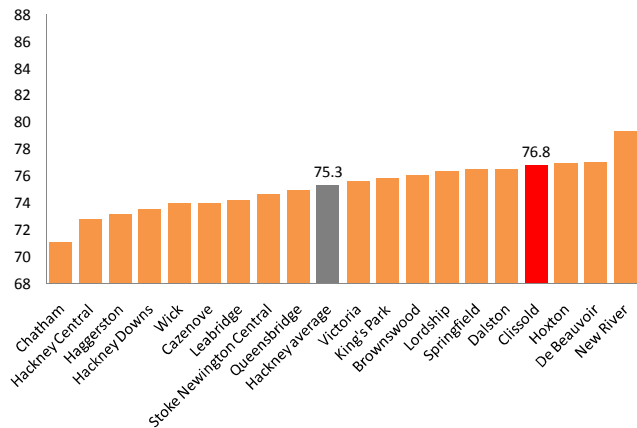
Drugs offences: rate per 1,000 population (2010)



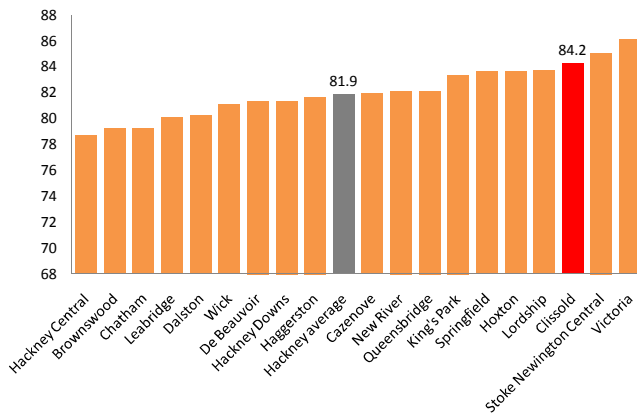
Life expectancy

In Hackney, as in the rest of England, women have a higher life expectancy than men. This is also true in Clissold though both male and female life expectancy are higher than average for Hackney in Clissold.

Life expectancy at birth for males, years (2003-07)



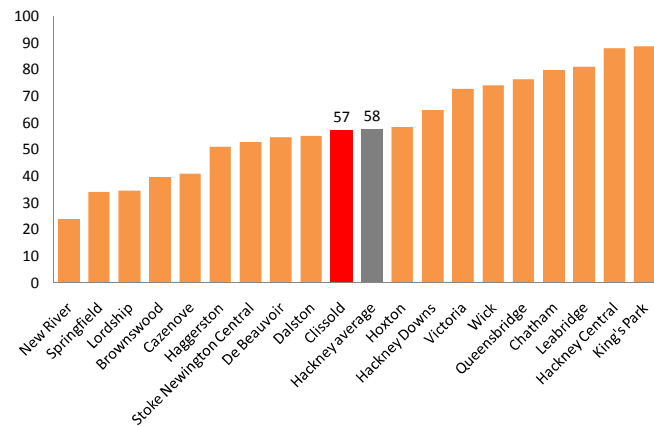
Life expectancy at birth for females, years (2003-07)



Teenage pregnancy

In Hackney, the annual conception rate among women aged under 18 was 58 per 1,000 teenage women aged 15-17 (between 2006 and 2008). This is considerably higher than the average for England of 41 conceptions per 1,000 teenage women. In Clissold, the rate was 57 per 1,000 teenage women (around 9 conceptions per year).

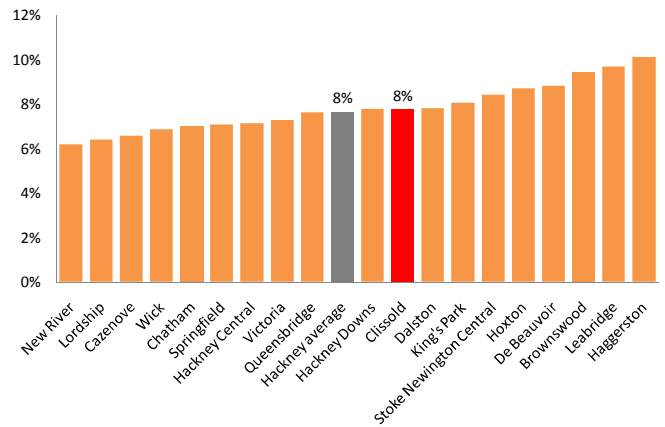
Conceptions among women aged under 18 years: rate per 1,000 women aged 15-17 (2006-2008)



Low birth weight babies

Low birth weight is a risk factor for infant mortality. In Hackney, 8% of live births weigh less than 2.5kg, compared to the 7% in England. In Clissold, the rate is 8%.

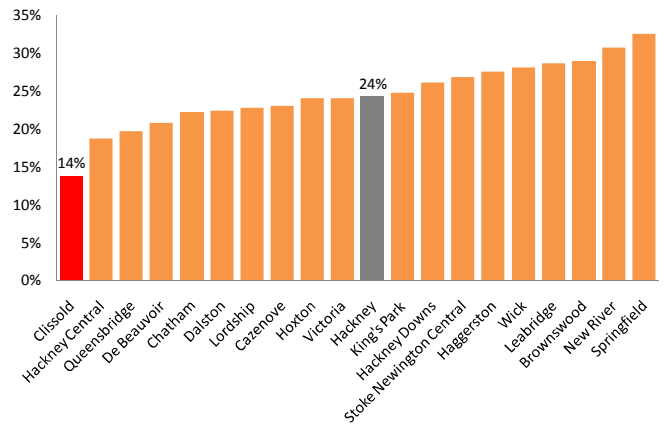
Percentage of live births under 2.5kg (2007-2009)



Childhood obesity

In Hackney, a quarter (24%) of all Year 6 school pupils are obese, higher than the national rate of 18%. In Clissold, the rate is lower: 14% of Year 6 pupils resident in the ward are obese.

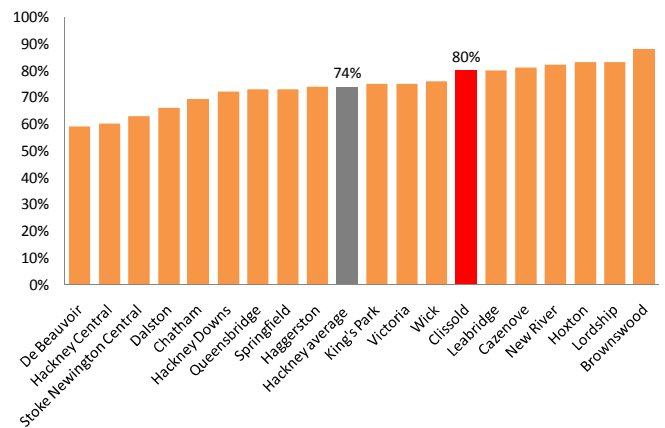
Percentage of Year 6 children who are obese (2008/09)



Educational achievement

Three quarters (74%) of children in Hackney achieved Level 4 or better in English at Key Stage 2 in 2009. The success rate was 80% in Clissold, above the Hackney average and the same as the national average of 80%.

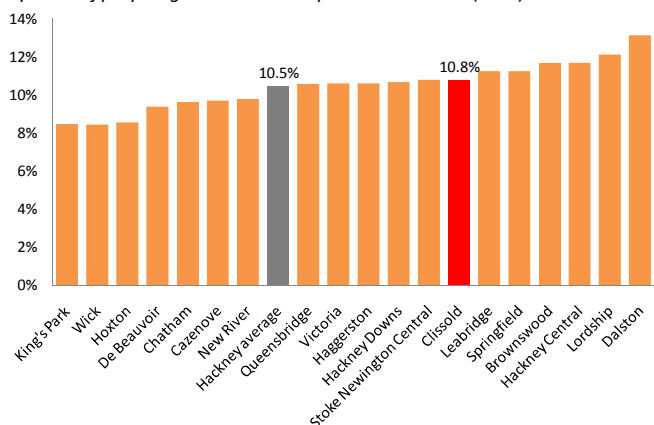
Percentage of children achieving Level 4 in English at Key Stage 2 (2009)



Older people supported to live at home

More than one in ten (10.5%) people aged 65 years or more in Hackney receives support from Hackney Council to help maintain their independence at home. The rate in Clissold is 10.8%.

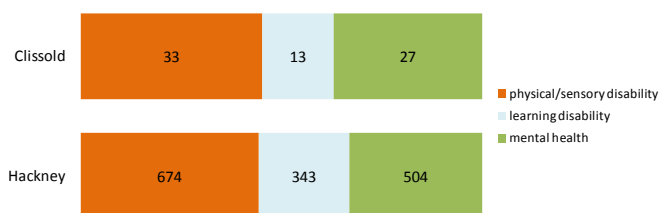
Proportion of people aged 65 or more helped to live at home (2010)



Social care for people of working age

Around 1% of the population aged 16-64 years in Hackney receives support from the Council to help maintain their independence at home. This includes, in Clissold, 33 people with a physical or sensory disability, 13 people with a learning disability and 27 with mental health problems.

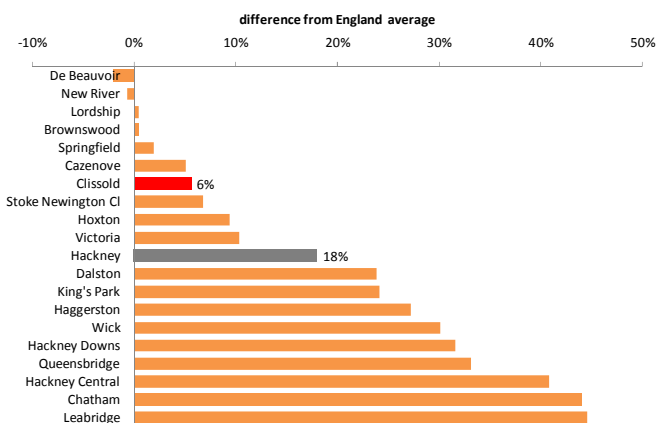
Number of people aged 16-64 years receiving support to live at home (2010)



Hospital admissions: emergencies

The emergency hospital admission rate is affected not only by the health of the population but also by the effectiveness of local services in supporting people who are ill to maintain their health and independence within the community. In Clissold there were 932 emergency admissions in 2006-07. The rate in Clissold is below the Hackney average but above the national average.

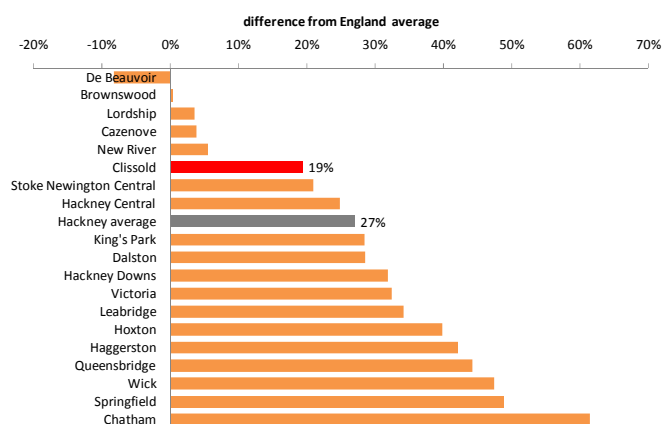
Age-standardised emergency admissions: difference from England (2006-07)



Mental health hospital admissions

In Hackney, admissions to hospital for mental health problems are higher than the average for England. The rate in Clissold is below average for Hackney. There were 50 admissions in 2002-03.

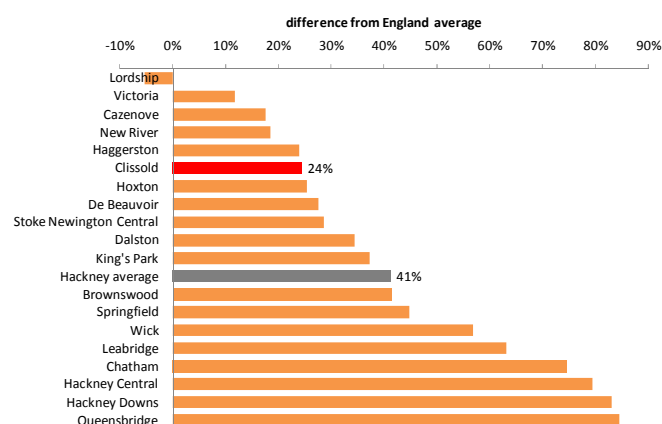
Age-standardised hospital admission rate for mental health: difference from England (2002-03)



Premature deaths (cardiovascular disease)

Cardiovascular disease is the biggest killer in Hackney. Around 7 people per year die prematurely from cardiovascular disease in Clissold. The premature death rate in Clissold is below average for Hackney but above average for England.

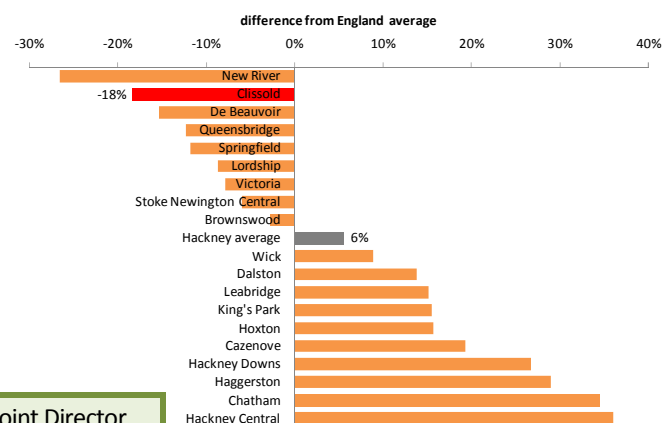
Age-standardised death rate among under 75s from circulatory diseases: difference from England (2003-07)



Premature deaths (cancers)

In Clissold, cancer kills around 7 people per year prematurely. The premature death rate in Clissold is lower than both the Hackney and national averages.

Age-standardised death rate among under 75s from cancers: difference from England (2003-07)



If you have questions about this profile, please contact **Dr Lesley Mountford**, Joint Director of Public Health (020 7683 4355, Lesley.Mountford@chpct.nhs.uk) or **David Woodhead**, Assistant Director, Health & Wellbeing (020 8356 7443, David.Woodhead@Hackney.gov.uk)