



Dalston ward: health & wellbeing profile

Dalston has an area of 0.93 square kilometres (0.58 square miles) and a population of 11,261.

The local councillors for Dalston are:

- Cllr Michelle Gregory (Labour)
- Cllr Sophie Linden (Labour)
- Cllr Angus Mulready-Jones (Labour)

GPs

Barretts Grove Surgery

6 Barretts Grove, N16 8AR. Tel: 020 7254 1661/020 8842 7354

Beechwood Medical Centre

86-86a Dalston Lane, E8 3AH. Tel: 020 7254 2855

Dentists

Bradbury Dental

18 Bradbury Street, N16 8JN. Tel: 020 7254 7332

Mudhar and Reel Dental Surgery

33 Kingsland High Street, E8 2JS. Tel: 020 7254 0898

Pharmacies

Boots the Chemists Ltd.

82-84 Kingsland High Street, E8 2NS. Tel: 020 7254 5067

Dev's Chemist

103a Dalston Lane, E8 1NH. Tel: 020 7249 8060

Edmunds J. Chemists

47 Kingsland High Street, E8 2JS. Tel: 020 7254 0732

Megtraco Pharmacy

488 Kingsland Road, E8 4AE. Tel: 020 7254 8211

Superdrug Pharmacy

Dalston Shopping Centre, Unit 10-11, Kingsland High Road, E8 2LX

Tel: 020 7249 2599

Optometrists

Specsavers Opticians

Unit 18a, Kingsland Shopping Centre, E8 2LX. Tel: 020 7254 7664

Eyes Only Opticians

87 Kingsland High Street, E8 2PB. Tel: 020 7241 6567

Libraries and theatres

Dalston CLR James Library

1-7 Beechwood Road, E8 3DG

Arcola Theatre

23-27 Arcola Street, E8

Leisure and play

Shacklewell Green

Shacklewell Lane, E8 2EJ

Rhodes Estate Play Area

Dalston Lane, E8


Evelyn Court Play Area

Amhurst Road, E8

Young, old and working age

Dalston's population is typical for Hackney with a large working age population.

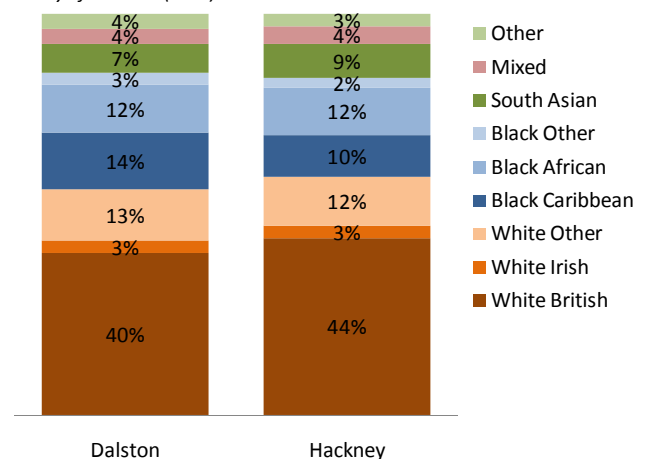
Broad age bands: 2009 population estimates



Ethnic profile

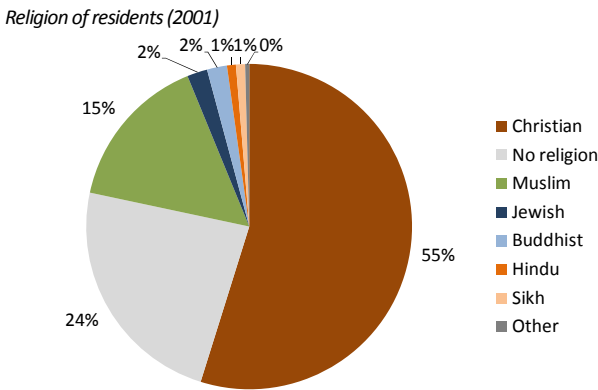
Described against the ethnic classification used in the 2001 Census, 56% of Dalston residents are White, 29% are Black, 7% are south Asian and 4% are of mixed ethnicity.

Ethnicity of residents (2001)



Religion

Data on the religion of the residents of Dalston is from the 2001 Census. This chart excludes people who did not state their religion (10%).



Carers

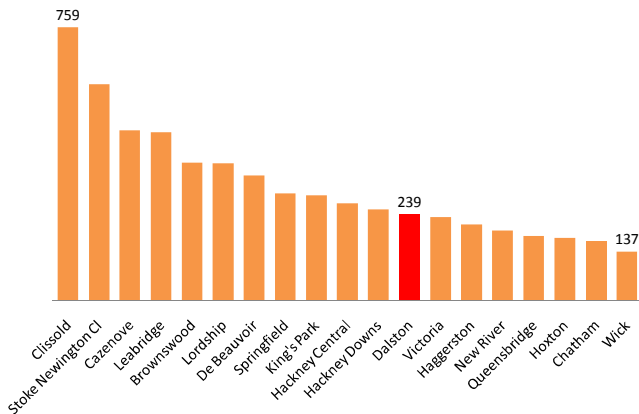
Carers play a vital role in supporting people with disability and illness in Hackney. In Dalston, in 2001, 8% of the population (812 people) provided regular unpaid care to a relative or friend. Of these carers:

- 63% provided care for 1-19 hours a week
- 15% provided care for 20-49 hours a week
- 22% provided care for 50 or more hours a week

Deprivation

All Hackney's wards are among the most deprived 10% of wards in the UK. Dalston is the eighth most deprived ward in Hackney.

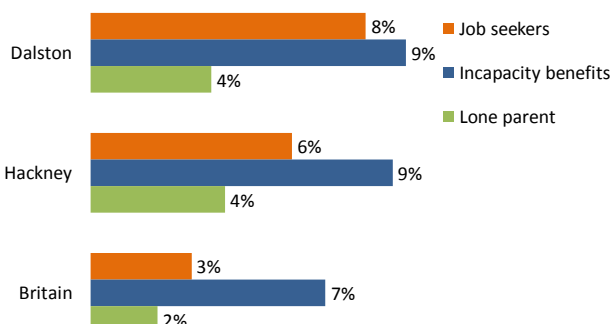
Index of Multiple Deprivation 2007: national rank out of 7,932 wards (1 = most deprived)



Welfare benefits

In Dalston, 8% of working age residents are claiming Job Seekers Allowance and 9% are claiming Incapacity Benefit.

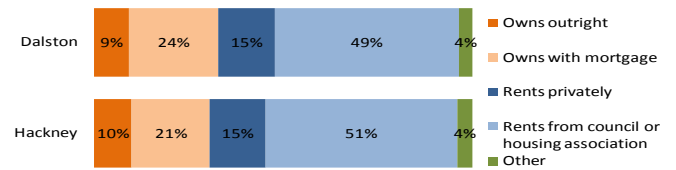
Benefit claimants: proportion of working age population (November 2010)



Housing tenure

Most of the residents of Dalston rent their home either from a private landlord or from a housing association or the Council.

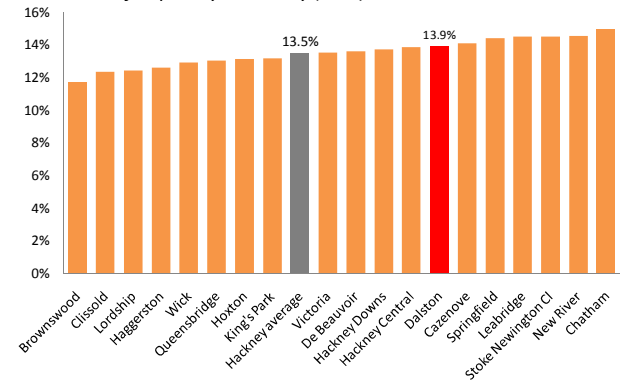
Tenure of households in Hackney (2001)



Fuel poverty

Hackney has the second highest fuel poverty rate of all London boroughs. Within Hackney, Dalston has a slightly higher than average rate. Rates will have risen since 2008 due to higher fuel prices.

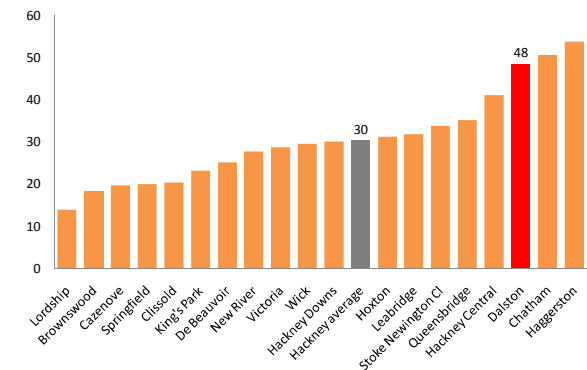
Households in fuel poverty in Hackney (2008)



Crime: violent crime and drugs offences

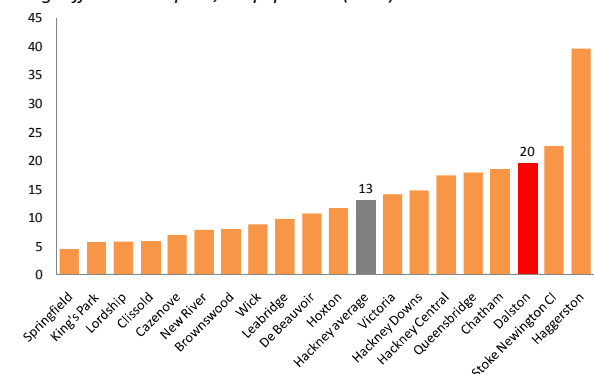
In Hackney 30 people in every 1,000 experience violent crime every year (the London average is 23). In Dalston, the rate of violent crime is 48 per 1,000 population per year.

Violent crime against the person: rate per 1,000 population (2010)



In Hackney there are 13 drugs offences for every 1,000 people per year (the London average is 9). In Dalston, there are 20 drugs offences per 1,000 population per year.

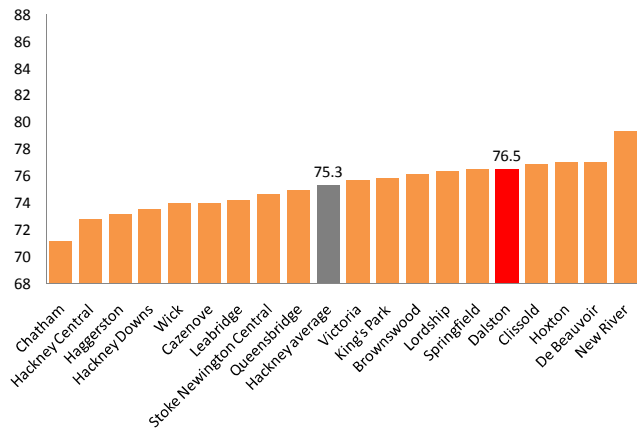
Drugs offences: rate per 1,000 population (2010)



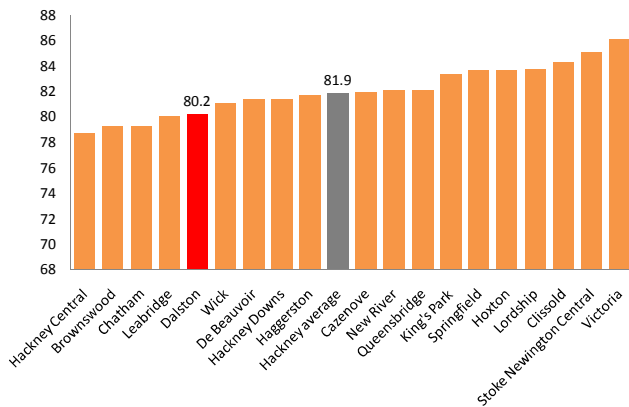
Life expectancy

In Hackney, as in the rest of England, women have a higher life expectancy than men. This is also true in Dalston though the gap is smaller because male life expectancy is higher than average for Hackney while female life expectancy is lower than average.

Life expectancy at birth for males, years (2003-07)



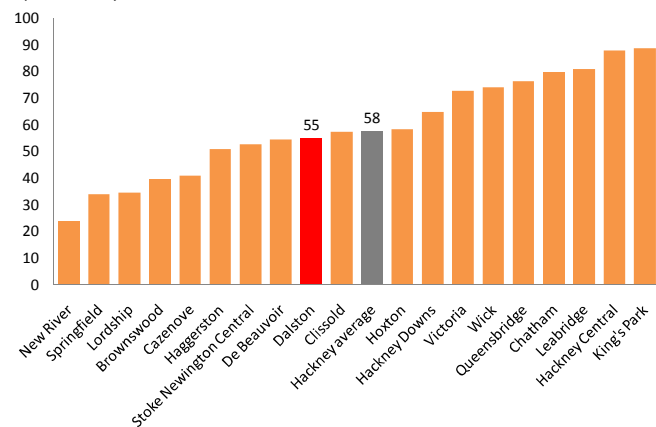
Life expectancy at birth for females, years (2003-07)



Teenage pregnancy

In Hackney, the annual conception rate among women aged under 18 was 58 per 1,000 teenage women aged 15-17 (between 2006 and 2008). This is considerably higher than the average for England of 41 conceptions per 1,000 teenage women. In Dalston, the rate was 55 per 1,000 teenage women (around 9 conceptions per year).

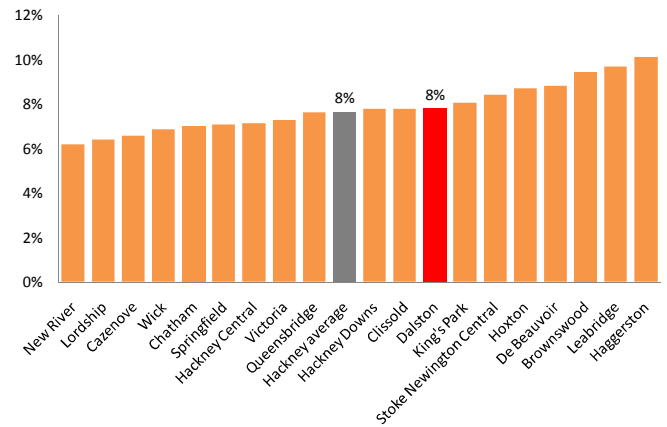
Conceptions among women aged under 18 years: rate per 1,000 women aged 15-17 (2006-2008)



Low birth weight babies

Low birth weight is a risk factor for infant mortality. In Hackney, 8% of live births weigh less than 2.5kg, compared to the 7% in England. In Dalston, the rate is 8%.

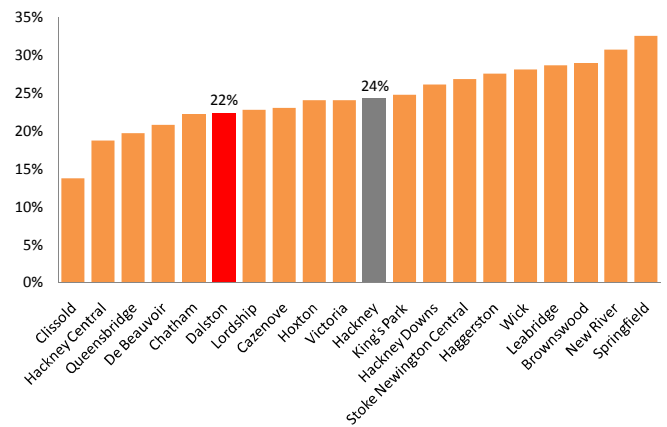
Percentage of live births under 2.5kg (2007-2009)



Childhood obesity

In Hackney, a quarter (24%) of all Year 6 school pupils are obese, higher than the national rate of 18%. In Dalston, 22% of Year 6 pupils resident in the ward are obese.

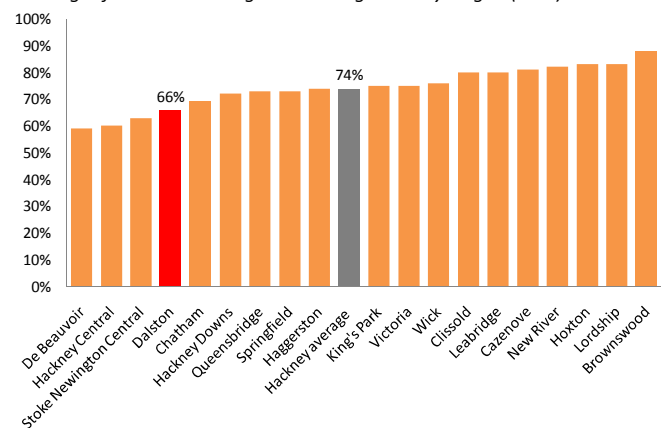
Percentage of Year 6 children who are obese (2008/09)



Educational achievement

Three quarters (74%) of children in Hackney achieved Level 4 or better in English at Key Stage 2 in 2009. The success rate was 66% in Dalston, below the Hackney average and the national average of 80%.

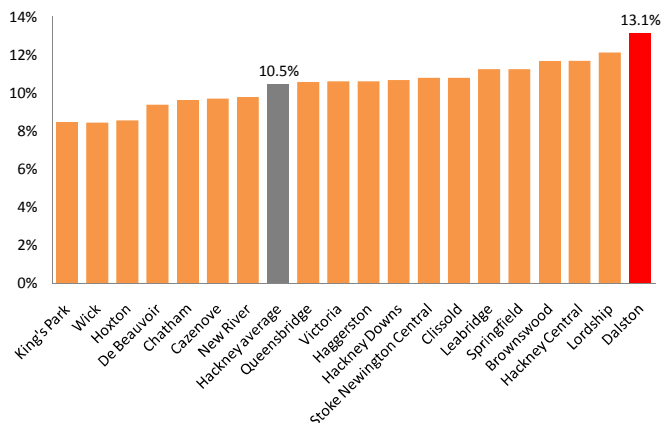
Percentage of children achieving Level 4 in English at Key Stage 2 (2009)



Older people supported to live at home

More than one in ten (10.5%) people aged 65 years or more in Hackney receives support from Hackney Council to help maintain their independence at home. The rate in Dalston is the highest in Hackney (13.1%).

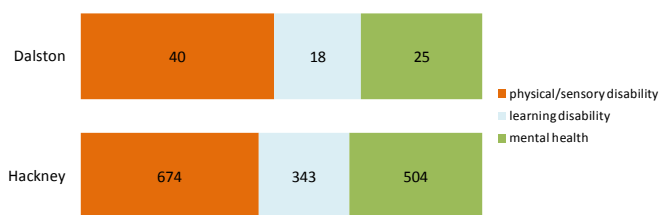
Proportion of people aged 65 or more helped to live at home (2010)



Social care for people of working age

Around 1% of the population aged 16-64 years in Hackney receives support from the Council to help maintain their independence at home. This includes, in Dalston, 40 people with a physical or sensory disability, 18 people with a learning disability and 25 with mental health problems.

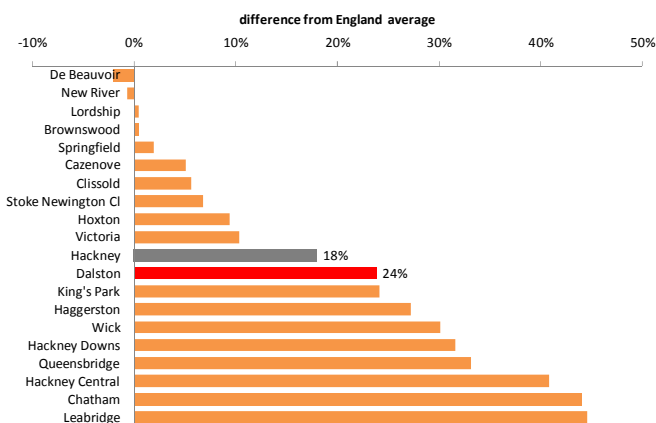
Number of people aged 16-64 years receiving support to live at home (2010)



Hospital admissions: emergencies

The emergency hospital admission rate is affected not only by the health of the population but also by the effectiveness of local services in supporting people who are ill to maintain their health and independence within the community. In Dalston there were 1,089 emergency admissions in 2006-07. The rate in Dalston is higher than both the Hackney and national averages.

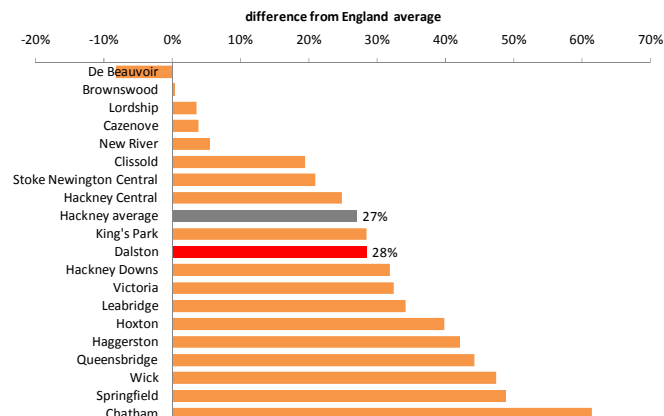
Age-standardised emergency admissions: difference from England (2006-07)



Mental health hospital admissions

In Hackney, admissions to hospital for mental health problems are higher than the average for England. The rate in Dalston is average for Hackney. There were 52 admissions in 2002-03.

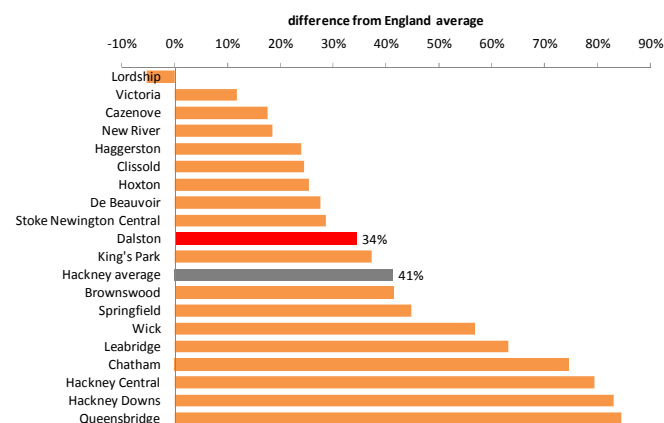
Age-standardised hospital admission rate for mental health: difference from England (2002-03)



Premature deaths (cardiovascular disease)

Cardiovascular disease is the biggest killer in Hackney. Around 9 people per year die prematurely from cardiovascular disease in Dalston. The premature death rate in Dalston is below average for Hackney but above average for England.

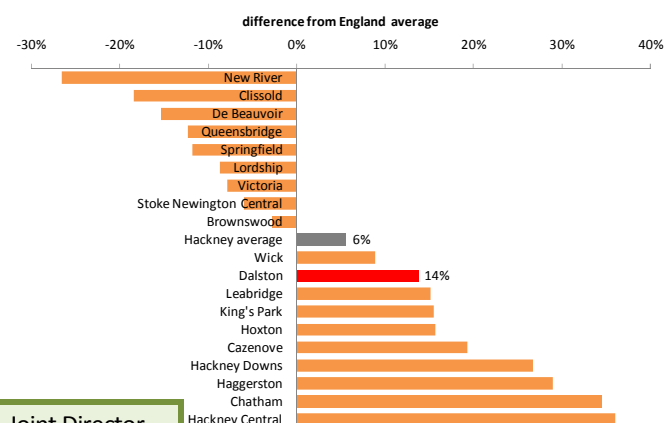
Age-standardised death rate among under 75s from circulatory diseases: difference from England (2003-07)



Premature deaths (cancers)

In Dalston, cancer kills around 10 people per year prematurely. The premature death rate in Dalston is higher than both the Hackney and national averages.

Age-standardised death rate among under 75s from cancers: difference from England (2003-07)



If you have questions about this profile, please contact **Dr Lesley Mountford**, Joint Director of Public Health (020 7683 4355, Lesley.Mountford@chpct.nhs.uk) or **David Woodhead**, Assistant Director, Health & Wellbeing (020 8356 7443, David.Woodhead@Hackney.gov.uk)