

De Beauvoir ward: health & wellbeing profile

De Beauvoir has an area of 0.89 square kilometres (0.55 square miles) and a population of 11,478. The local councillors for De Beauvoir are:

- Cllr Robert Chapman (Labour)
- Cllr Tom Ebbutt (Labour)
- Cllr Gulay Icoz (Labour)

GPs

De Beauvoir Surgery

8 Englefield Road, N1 4LN. Tel: 0844 477 3602

The Lawson Practice

85 Nuttall Street, N1 5HZ. Tel: 020 7739 9701

Southgate Road Medical Centre

101-103 Southgate Road, N1 3JS. Tel: 020 7704 2233

Whiston Road Surgery

219 Kingsland Road, E2 8AN. Tel: 020 7739 8625

Dentists

Malik Dental Surgery

537 Kingsland Road, E8 4AR. Tel: 020 7254 7520

Orchid Dental Surgery

1 Balls Pond Road, N1 4AX. Tel: 020 7241 4161

Pharmacies

Clarks Healthcare Ltd.

253 Kingsland Road, E2 8AN. Tel: 020 7613 4176

Finstead Pharmacy

209 Hoxton Street, N1 5LX. Tel: 020 7729 6151

Spring Pharmacy

233 Hoxton Street, N1 5LG. Tel: 020 7739 7482

Optometrists

Hoxton Eye Centre Ltd.

186 Hoxton Street, N1 5LH. Tel: 020 7613 1981

Children's Centres

Comet Nursery School and Children's Centre

20 Halcomb Street, N1 5RF. Tel: 020 7749 9850

Minik Kardes Children's Centre

53-55 Balls Pond Road, N1 4BW. Tel: 020 7923 7226

Libraries and museums

Hackney Building Exploratory

8 Orsman Road, N1 5QJ. Tel: 020 7729 2011

Leisure and play

Britannia Health and Fitness Centre

40 Hyde Road, N1 5JU. Tel: 020 7729 4485

De Beauvoir Square

De Beauvoir Square, N1 4LG

Ufton Gardens

Ufton Road, N1

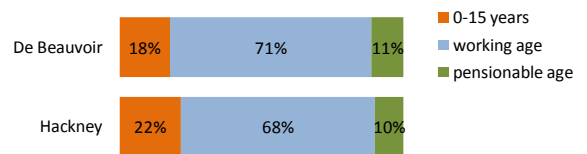
De Beauvoir Play Area

Portelet Court, De Beauvoir Estate, N1

Young, old and working age

De Beauvoir's population is fairly typical for Hackney with a large working age population.

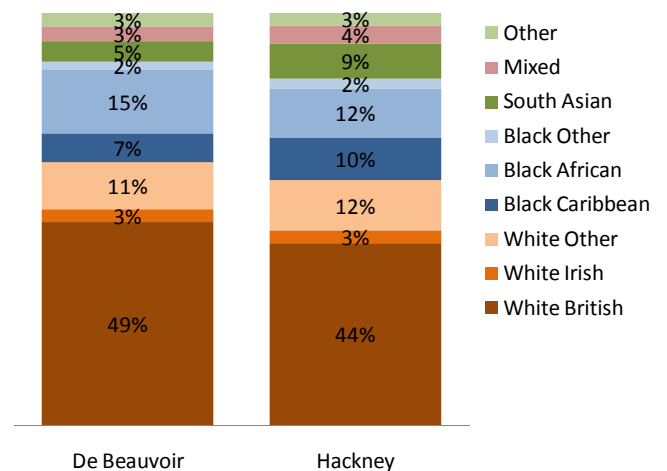
Broad age bands: 2009 population estimates



Ethnic profile

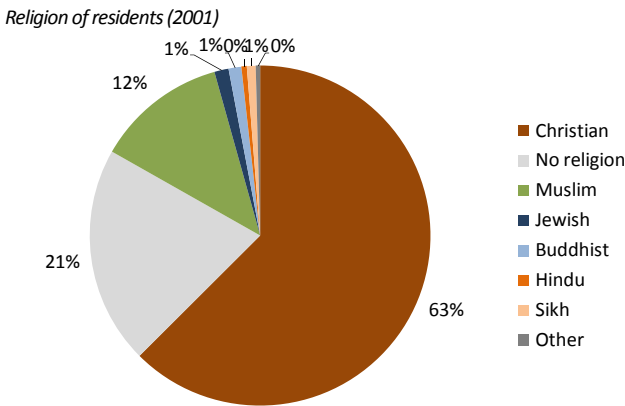
Described against the ethnic classification used in the 2001 Census, 64% of De Beauvoir residents are White, 24% are Black, 5% are south Asian and 3% are of mixed ethnicity.

Ethnicity of residents (2001)



Religion

Data on the religion of the residents of De Beauvoir is from the 2001 Census. This chart excludes people who did not state their religion (11%).



Carers

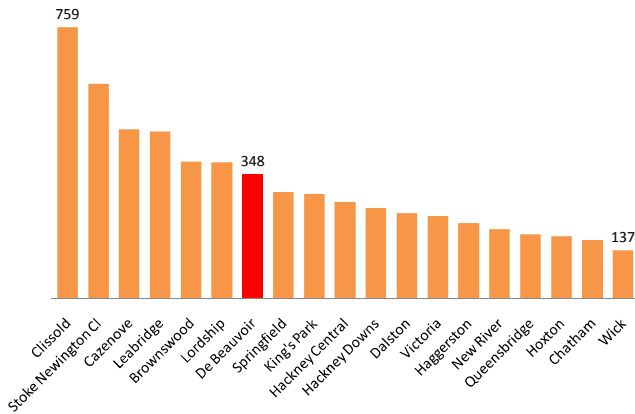
Carers play a vital role in supporting people with disability and illness in Hackney. In De Beauvoir, in 2001, 7% of the population (725 people) provided regular unpaid care to a relative or friend. Of these carers:

- 62% provided care for 1-19 hours a week
- 15% provided care for 20-49 hours a week
- 22% provided care for 50 or more hours a week

Deprivation

All Hackney's wards are among the most deprived 10% of wards in the UK. De Beauvoir is in the middle of the range in Hackney.

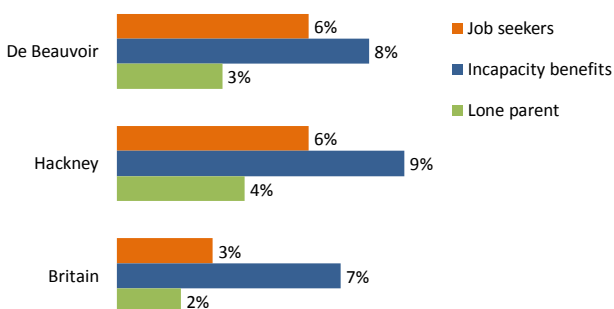
Index of Multiple Deprivation 2007: national rank out of 7,932 wards (1 = most deprived)



Welfare benefits

In De Beauvoir, 6% of working age residents are claiming Job Seekers Allowance and 8% are claiming Incapacity Benefit.

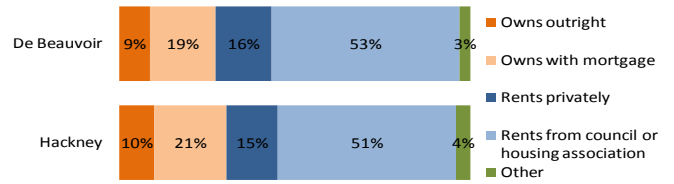
Benefit claimants: proportion of working age population (November 2010)



Housing tenure

Most of the residents of De Beauvoir rent their home either from a private landlord or from a housing association or the Council.

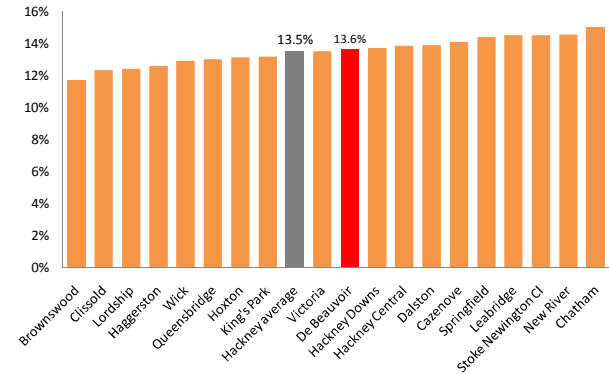
Tenure of households in Hackney (2001)



Fuel poverty

Hackney has the second highest fuel poverty rate of all London boroughs. Within Hackney, De Beauvoir has an average rate. Rates will have risen since 2008 due to higher fuel prices.

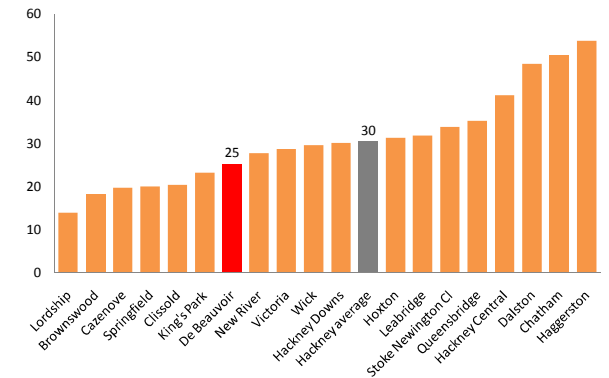
Households in fuel poverty in Hackney (2008)



Crime: violent crime and drugs offences

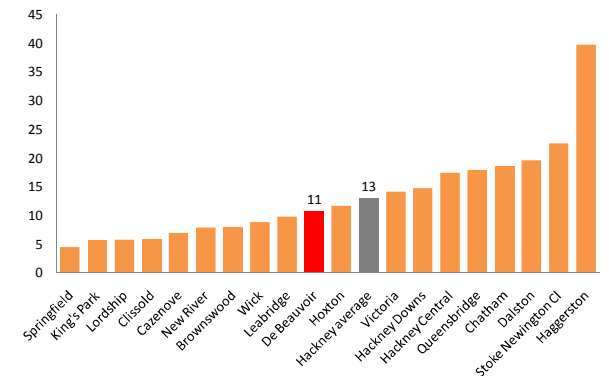
In Hackney 30 people in every 1,000 experience violent crime every year (the London average is 23). In De Beauvoir, the rate of violent crime is 25 per 1,000 population per year.

Violent crime against the person: rate per 1,000 population (2010)



In Hackney there are 13 drugs offences for every 1,000 people per year (the London average is 9). In De Beauvoir, there are 11 drugs offences per 1,000 population per year.

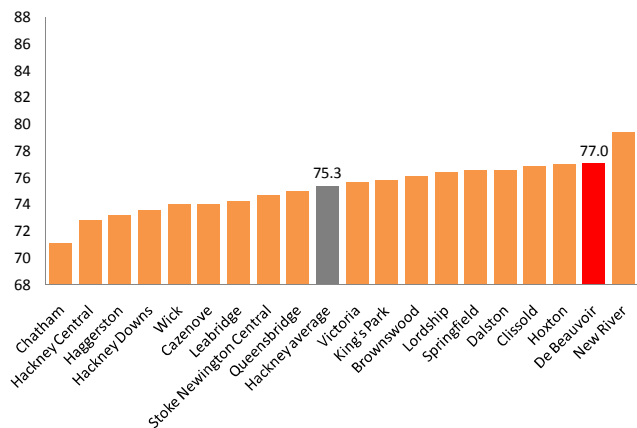
Drugs offences: rate per 1,000 population (2010)



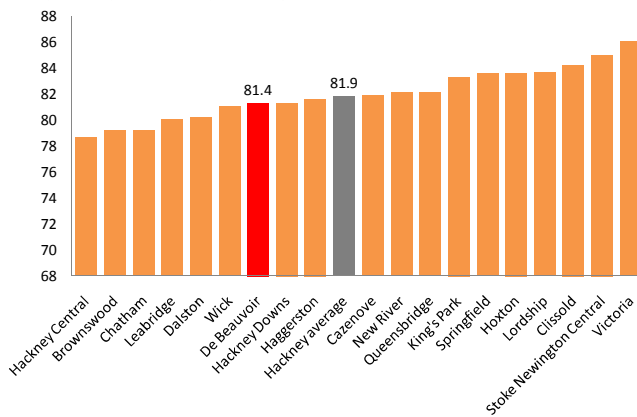
Life expectancy

In Hackney, as in the rest of England, women have a higher life expectancy than men. This is also true in De Beauvoir though the gap is smaller because male life expectancy in De Beauvoir is well above average for Hackney.

Life expectancy at birth for males, years (2003-07)



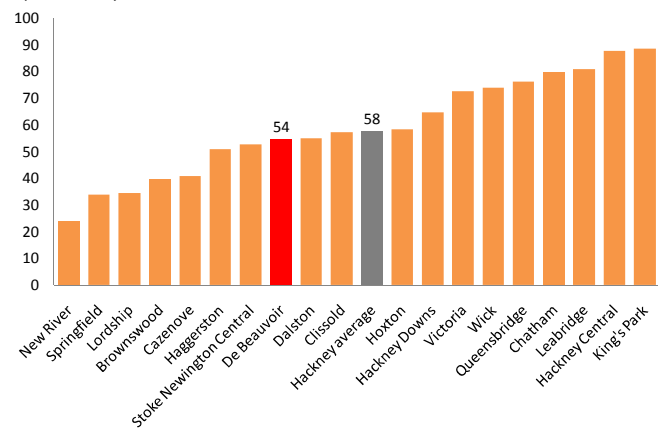
Life expectancy at birth for females, years (2003-07)



Teenage pregnancy

In Hackney, the annual conception rate among women aged under 18 was 58 per 1,000 teenage women aged 15-17 (between 2006 and 2008). This is considerably higher than the average for England of 41 conceptions per 1,000 teenage women. In De Beauvoir, the rate was 54 per 1,000 teenage women (around 8 conceptions per year).

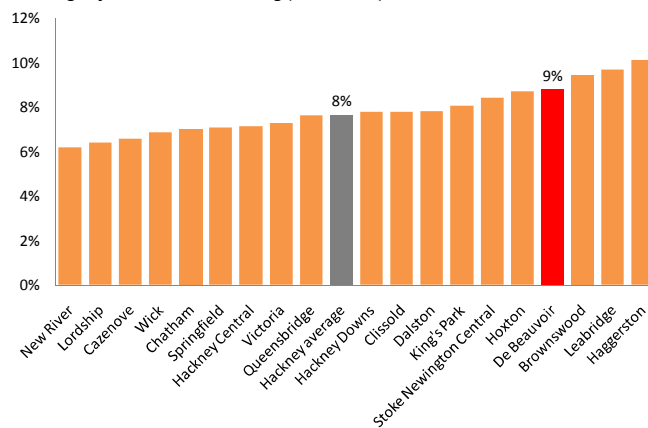
Conceptions among women aged under 18 years: rate per 1,000 women aged 15-17 (2006-2008)



Low birth weight babies

Low birth weight is a risk factor for infant mortality. In Hackney, 8% of live births weigh less than 2.5kg, compared to 7% in England. In De Beauvoir, the rate is 9%.

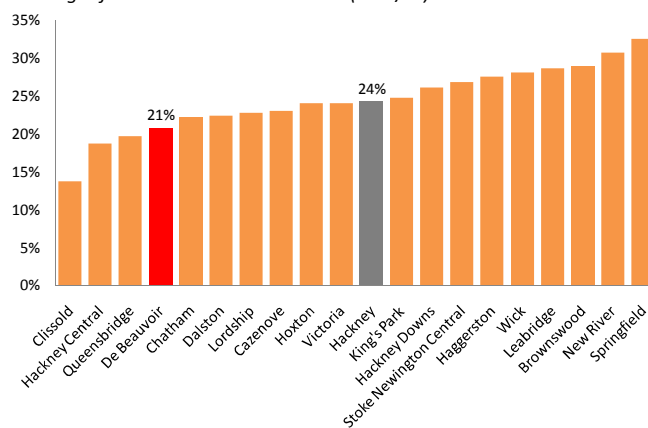
Percentage of live births under 2.5kg (2007-2009)



Childhood obesity

In Hackney, a quarter (24%) of all Year 6 school pupils are obese, higher than the national rate of 18%. In De Beauvoir, 21% of Year 6 pupils resident in the ward are obese.

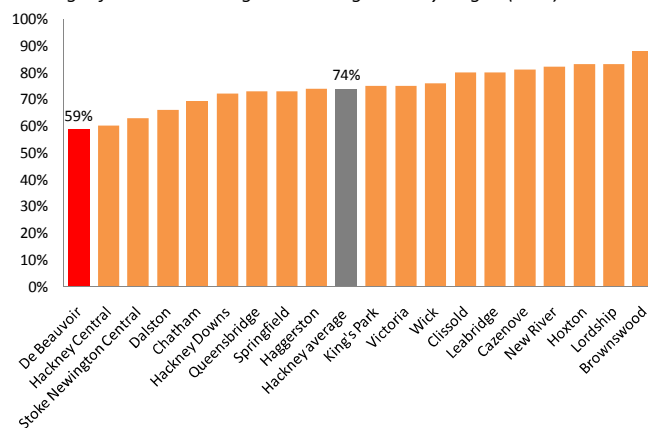
Percentage of Year 6 children who are obese (2008/09)



Educational achievement

Three quarters (74%) of children in Hackney achieved Level 4 or better in English at Key Stage 2 in 2009. The success rate was 59% in De Beauvoir, below the Hackney average and the national average of 80%.

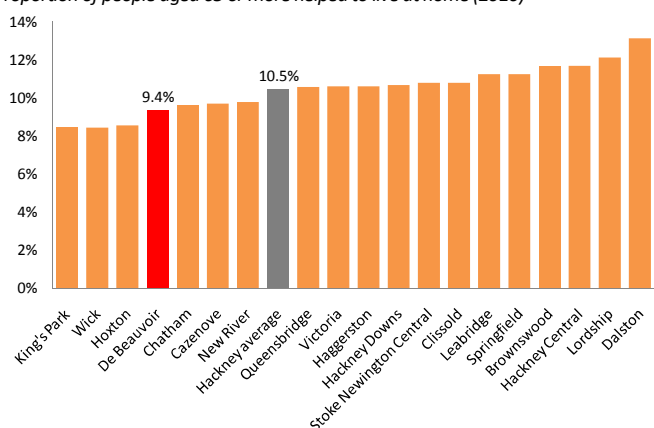
Percentage of children achieving Level 4 in English at Key Stage 2 (2009)



Older people supported to live at home

More than one in ten (10.5%) people aged 65 years or more in Hackney receives support from Hackney Council to help maintain their independence at home. The rate in De Beauvoir is 9.4%.

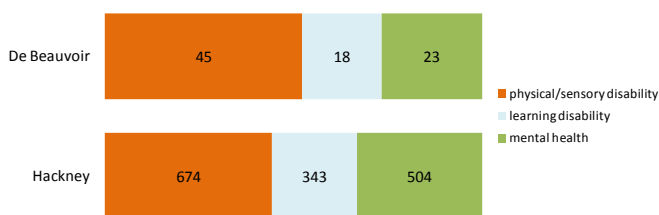
Proportion of people aged 65 or more helped to live at home (2010)



Social care for people of working age

Around 1% of the population aged 16-64 years in Hackney receives support from the Council to help maintain their independence at home. This includes, in De Beauvoir, 45 people with a physical or sensory disability, 18 people with a learning disability and 23 with mental health problems.

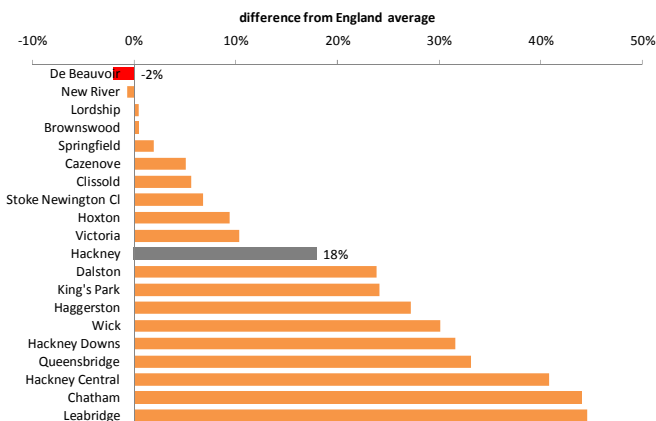
Number of people aged 16-64 years receiving support to live at home (2010)



Hospital admissions: emergencies

The emergency hospital admission rate is affected not only by the health of the population but also by the effectiveness of local services in supporting people who are ill to maintain their health and independence within the community. In De Beauvoir there were 855 emergency admissions in 2006-07. The rate in De Beauvoir is the lowest in Hackney and lower than the average for England.

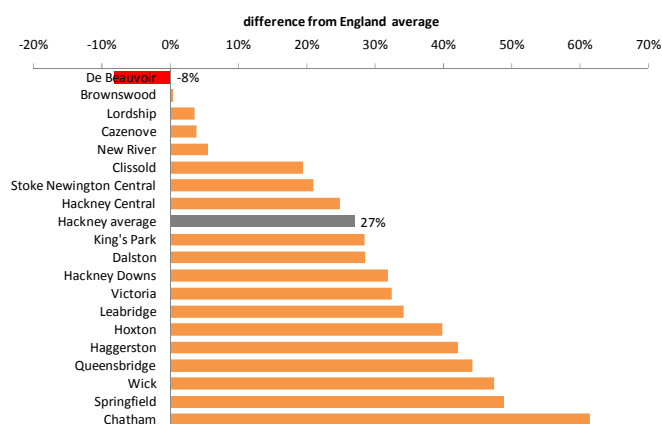
Age-standardised emergency admissions: difference from England (2006-07)



Mental health hospital admissions

In Hackney, admissions to hospital for mental health problems are higher than the average for England. De Beauvoir has the lowest rate in Hackney, lower than the national average. There were 36 admissions in 2002-03.

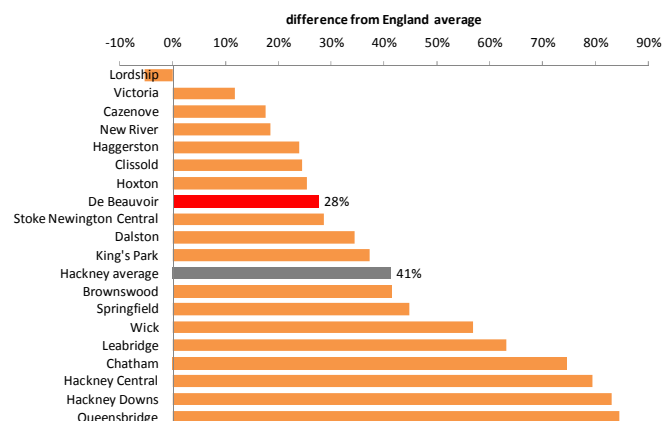
Age-standardised hospital admission rate for mental health: difference from England (2002-03)



Premature deaths (cardiovascular disease)

Cardiovascular disease is the biggest killer in Hackney. Around 9 people per year die prematurely from cardiovascular disease in De Beauvoir. The premature death rate is below average for Hackney but above average for England.

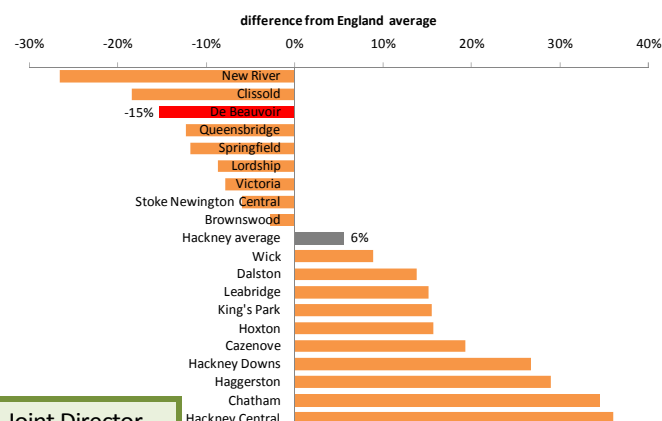
Age-standardised death rate among under 75s from circulatory diseases: difference from England (2003-07)



Premature deaths (cancers)

In De Beauvoir, cancer kills around 8 people per year prematurely. The premature death rate is lower than both the Hackney and national averages.

Age-standardised death rate among under 75s from cancers: difference from England (2003-07)



If you have questions about this profile, please contact **Dr Lesley Mountford**, Joint Director of Public Health (020 7683 4355, Lesley.Mountford@chpct.nhs.uk) or **David Woodhead**, Assistant Director, Health & Wellbeing (020 8356 7443, David.Woodhead@Hackney.gov.uk)