



Hackney Central ward: health & wellbeing profile

Hackney Central has an area of 0.78 square kilometres (0.48 square miles) and a population of 10,811.

The local councillors for Hackney Central are:

- Cllr Alan Laing (Labour)
- Cllr Samantha Lloyd (Labour)
- Cllr Vincent Stops (Labour)

GPs

The Dalston Practice

1(B) Madinah Road, E8 1PG

Tel: 020 7275 0077

Dentists

Mackinnon Dental Surgery

380a Mare Street, E8 1HR

Tel: 020 8985 4547

Pharmacies

Boots the Chemists Ltd.

386-388 Mare Street, E8 1HR

Tel: 020 8986 9014

Marijak Pharmacy

317-319 Mare Street, E8 1EJ

Tel: 020 8985 1243

Clockwork Pharmacy

398-400 Mare Street, E8 1HP

Tel: 020 8985 1635

Children's Centres

Brook Children's Centre

Brook Community School

Sigdon Road, E8 1AS

Tel: 020 7254 4090

Pembury Community Nursery

15 Pembury Road, E5 8LU

Tel: 020 8985 2304

Libraries, museums and theatres

Hackney Central Library

1 Reading Lane, E8 1GQ

Tel: 020 83565239

Hackney Museum

1 Reading Lane, E8 1GQ

Tel: 020 8356 3500

Saint Augustine's Tower

Narrow Way, Mare Street, E8

Hackney Empire

Mare Street, E8

Leisure and play

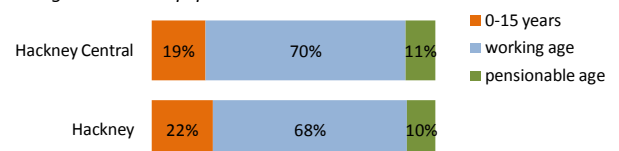
St John at Hackney Churchyard Gardens

Lower Clapton Road, E5 0PD

Young, old and working age

Hackney Central's population is fairly typical for Hackney with a large working age population.

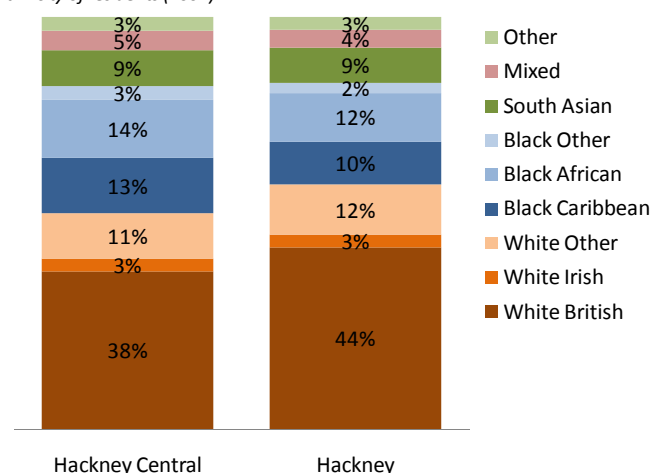
Broad age bands: 2009 population estimates



Ethnic profile

Described against the ethnic classification used in the 2001 Census, 52% of Hackney Central residents are White, 31% are Black, 9% are south Asian and 5% are of mixed ethnicity.

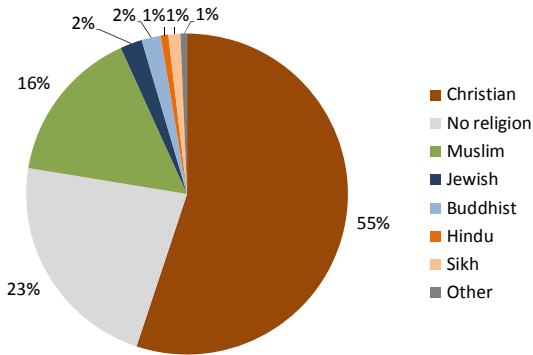
Ethnicity of residents (2001)



Religion

Data on the religion of the residents of Hackney Central is from the 2001 Census. This chart excludes people who did not state their religion (10%).

Religion of residents (2001)



Carers

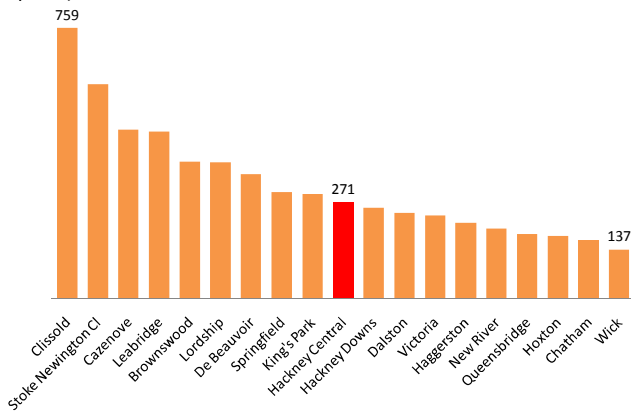
Carers play a vital role in supporting people with disability and illness in Hackney. In Hackney Central, in 2001, 7% of the population (726 people) provided regular unpaid care to a relative or friend. Of these carers:

- 62% provided care for 1-19 hours a week
- 15% provided care for 20-49 hours a week
- 23% provided care for 50 or more hours a week

Deprivation

All Hackney's wards are among the most deprived 10% of wards in the UK. Hackney Central is in the middle of the range in Hackney.

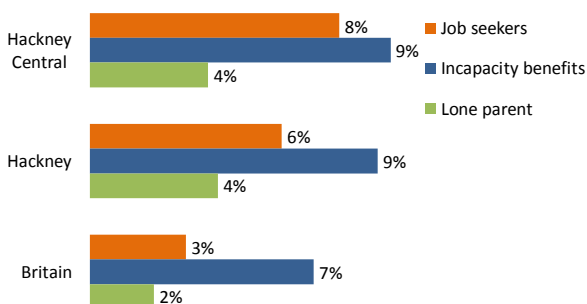
Index of Multiple Deprivation 2007: national rank out of 7,932 wards (1 = most deprived)



Welfare benefits

In Hackney Central, 8% of working age residents are claiming Job Seekers Allowance and 9% are claiming Incapacity Benefit.

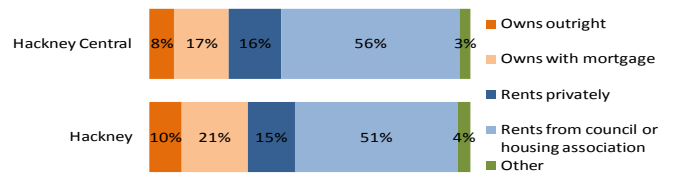
Benefit claimants: proportion of working age population (November 2010)



Housing tenure

Most of the residents of Hackney Central rent their home from a private landlord or from a housing association or the Council.

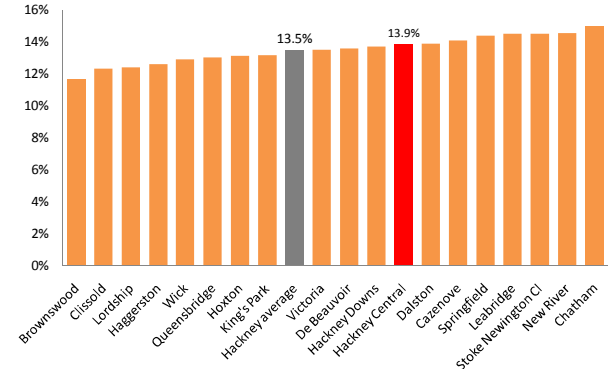
Tenure of households in Hackney (2001)



Fuel poverty

Hackney has the second highest fuel poverty rate of all London boroughs. Within Hackney, Hackney Central has a slightly higher than average rate. Rates will have risen since 2008 due to higher fuel prices.

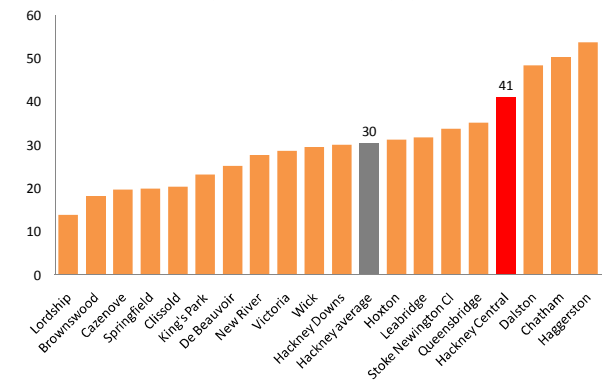
Households in fuel poverty in Hackney (2008)



Crime: violent crime and drugs offences

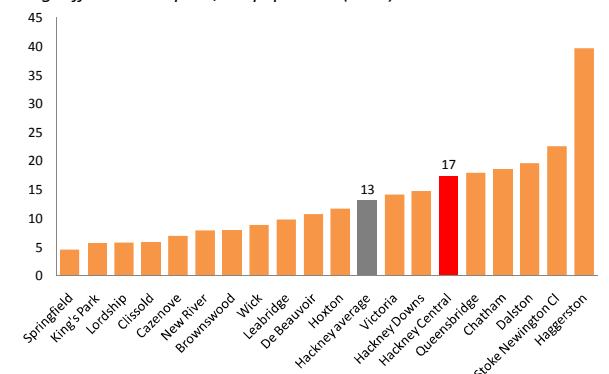
In Hackney 30 people in every 1,000 experience violent crime every year (the London average is 23). In Hackney Central, the rate of violent crime is 41 per 1,000 population per year.

Violent crime against the person: rate per 1,000 population (2010)



In Hackney there are 13 drugs offences for every 1,000 people per year (the London average is 9). In Hackney Central, there are 17 drugs offences per 1,000 population per year.

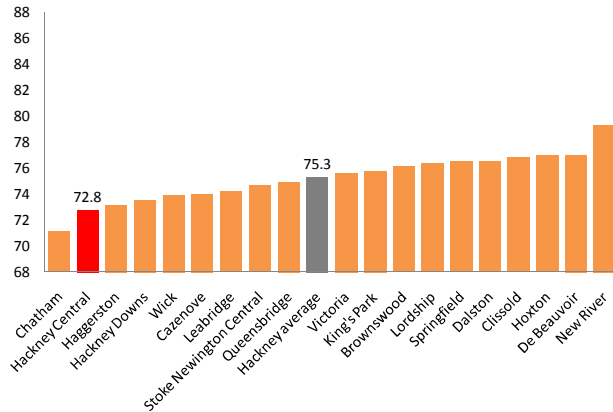
Drugs offences: rate per 1,000 population (2010)



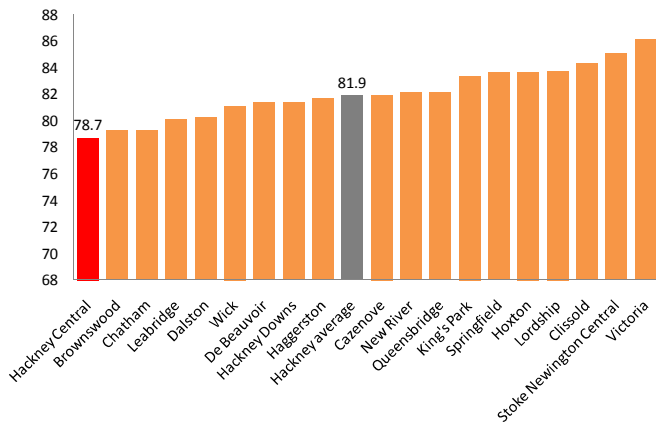
Life expectancy

In Hackney, as in the rest of England, women have a higher life expectancy than men. This is also true in Hackney Central. Both male and female life expectancy in Hackney Central are well below the averages for Hackney.

Life expectancy at birth for males, years (2003-07)



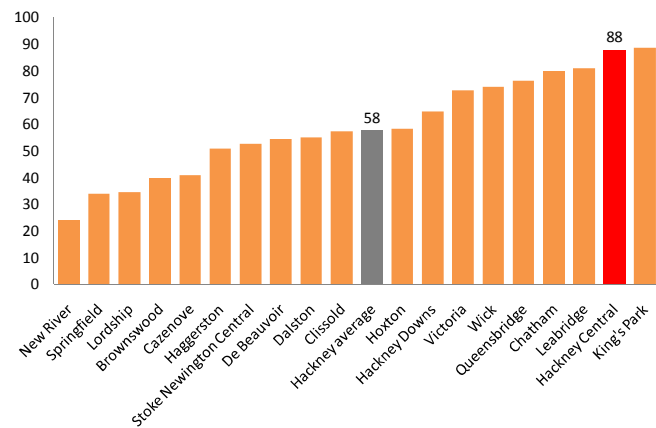
Life expectancy at birth for females, years (2003-07)



Teenage pregnancy

In Hackney, the annual conception rate among women aged under 18 was 58 per 1,000 teenage women aged 15-17 (between 2006 and 2008). This is considerably higher than the average for England of 41 conceptions per 1,000 teenage women. In Hackney Central, the rate was 88 per 1,000 teenage women (around 15 conceptions per year).

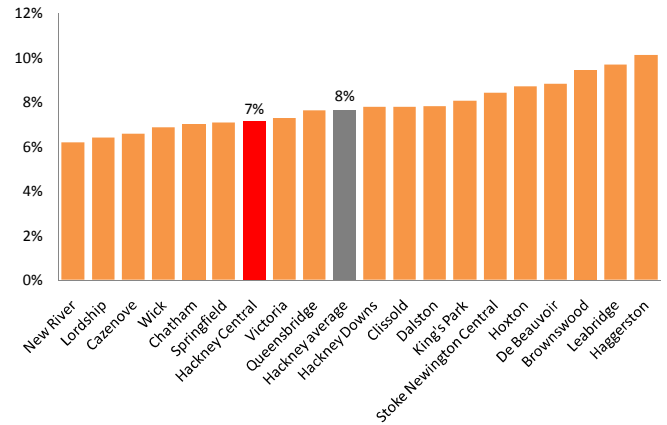
Conceptions among women aged under 18 years: rate per 1,000 women aged 15-17 (2006-2008)



Low birth weight babies

Low birth weight is a risk factor for infant mortality. In Hackney, 8% of live births weigh less than 2.5kg, compared to the 7% in England. In Hackney Central, the rate is 7%.

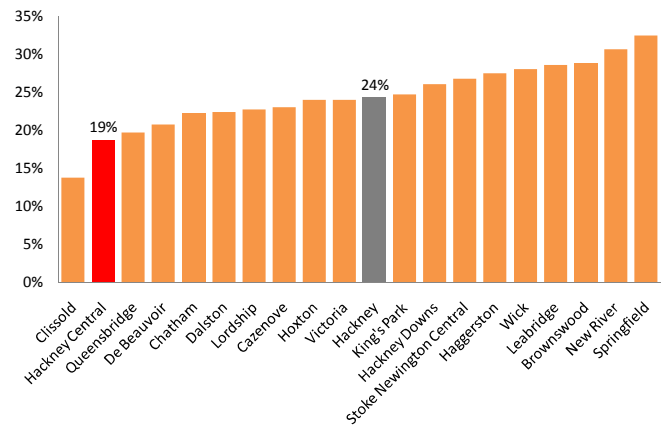
Percentage of live births under 2.5kg (2007-2009)



Childhood obesity

In Hackney, a quarter (24%) of all Year 6 school pupils are obese, higher than the national rate of 18%. In Hackney Central, the rate is lower: 19% of Year 6 pupils resident in the ward are obese.

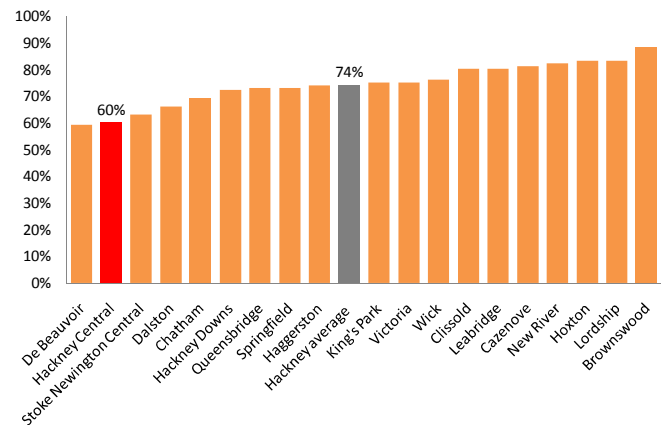
Percentage of Year 6 children who are obese (2008/09)



Educational achievement

Three quarters (74%) of children in Hackney achieved Level 4 or better in English at Key Stage 2 in 2009. The success rate was 60% in Hackney Central, below the Hackney average and the national average of 80%.

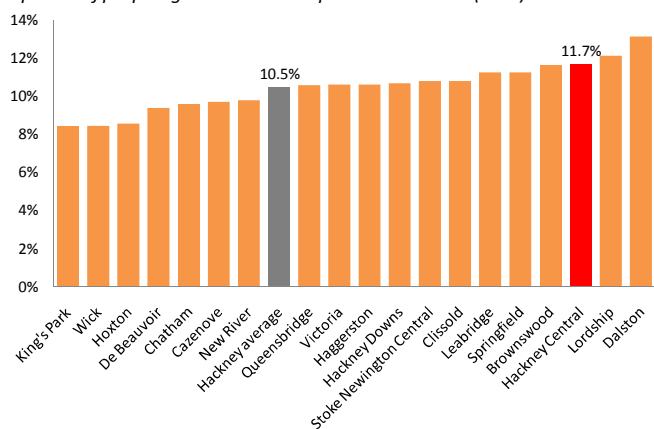
Percentage of children achieving Level 4 in English at Key Stage 2 (2009)



Older people supported to live at home

More than one in ten (10.5%) people aged 65 years or more in Hackney receives support from Hackney Council to help maintain their independence at home. The rate in Hackney Central is 11.7%.

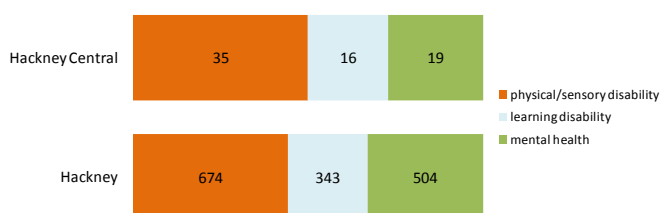
Proportion of people aged 65 or more helped to live at home (2010)



Social care for people of working age

Around 1% of the population aged 16-64 years in Hackney receives support from the Council to help maintain their independence at home. This includes, in Hackney Central, 35 people with a physical or sensory disability, 16 people with a learning disability and 19 with mental health problems.

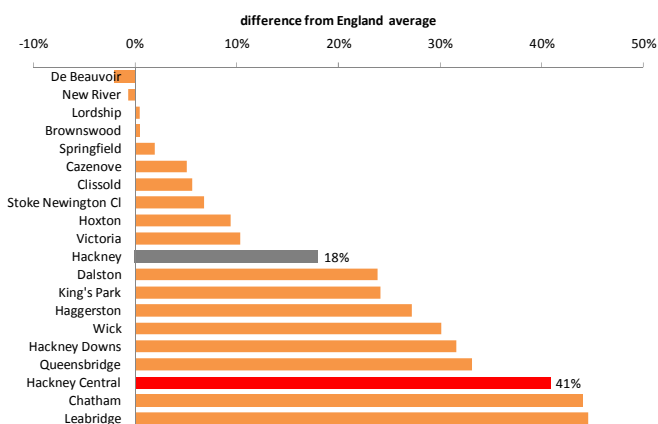
Number of people aged 16-64 years receiving support to live at home (2010)



Hospital admissions: emergencies

The emergency hospital admission rate is affected not only by the health of the population but also by the effectiveness of local services in supporting people who are ill to maintain their health and independence within the community. In Hackney Central there were 1,214 emergency admissions in 2006-07. The rate in Hackney Central is the third highest in the borough.

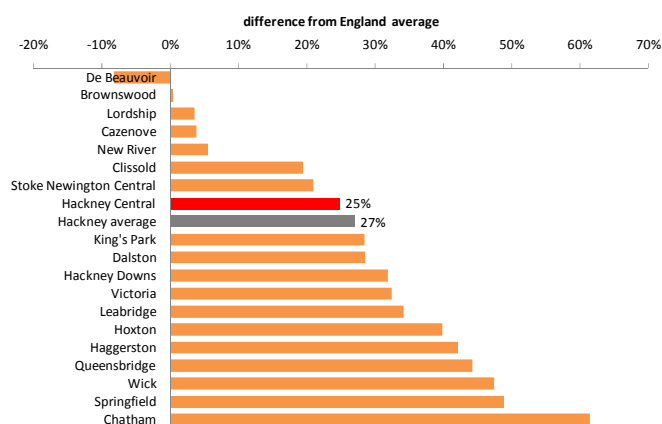
Age-standardised emergency admissions: difference from England (2006-07)



Mental health hospital admissions

In Hackney, admissions to hospital for mental health problems are higher than the average for England. The rate in Hackney Central is average for Hackney. There were 52 admissions in 2002-03.

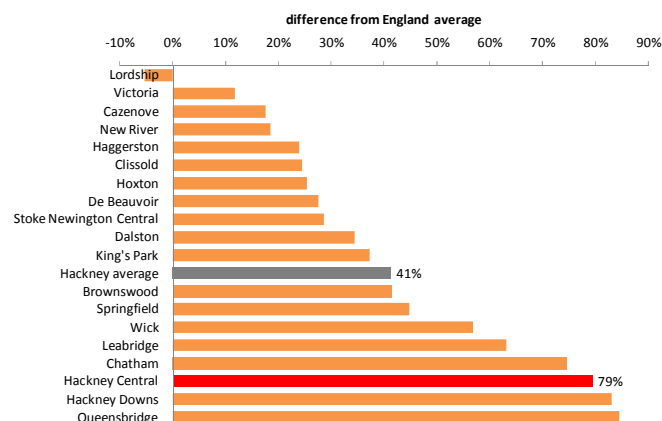
Age-standardised hospital admission rate for mental health: difference from England (2002-03)



Premature deaths (cardiovascular disease)

Cardiovascular disease is the biggest killer in Hackney. Around 12 people per year die prematurely from cardiovascular disease in Hackney Central. The premature death rate in Hackney Central is higher than both the Hackney and national averages.

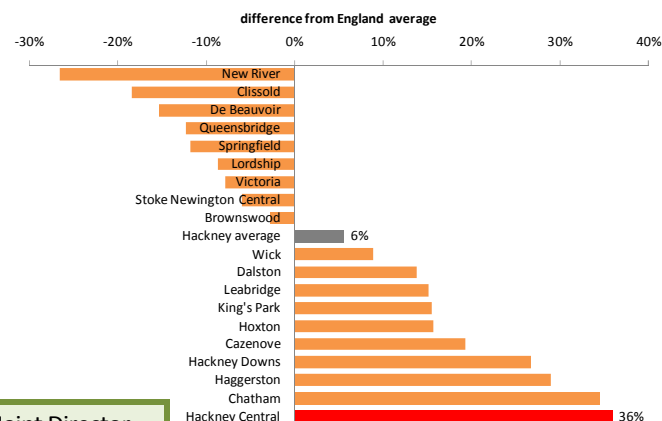
Age-standardised death rate among under 75s from circulatory diseases: difference from England (2003-07)



Premature deaths (cancers)

In Hackney Central, cancer kills around 12 people per year prematurely. The premature death rate in Hackney Central is the highest in the borough.

Age-standardised death rate among under 75s from cancers: difference from England (2003-07)



If you have questions about this profile, please contact **Dr Lesley Mountford**, Joint Director of Public Health (020 7683 4355, Lesley.Mountford@chpct.nhs.uk) or **David Woodhead**, Assistant Director, Health & Wellbeing (020 8356 7443, David.Woodhead@Hackney.gov.uk)