



Hackney Downs ward: health & wellbeing profile

Hackney Downs has an area of 1.02 square kilometres (0.63 square miles) and a population of 11,220.

The local councillors for Hackney Downs are:

- Cllr Michael Desmond (Labour)
- Cllr Rick Muir (Labour)
- Cllr Alex Russell (Labour)

GPs

Nightingale Practice

10 Kenninghall Road, E5 8BY

Tel: 020 8985 8388

Dentists

Trinity Dental Practice

167 Clarence Road, E5 8EE

Tel: 020 8985 4434

Pharmacies

ABC Pharmacy

14 Kenninghall Road, E5 8BS

Tel: 020 8985 1873

FA Strange

185 Lower Clapton Road, E5 8EQ

Tel: 020 8510 0829

Children's Centres

Linden Children's Centre

86-92 Rectory Road, N16 7SH

Tel: 020 7254 9939

Leisure and play

Hackney Downs

Downs Park Road, E5 8NP

Stoke Newington Common

Northwold Road, N16 7DH


Landfield Estate Play Area

Evering Road, E5

Young, old and working age

Hackney Downs' population is typical for Hackney with a large working age population.

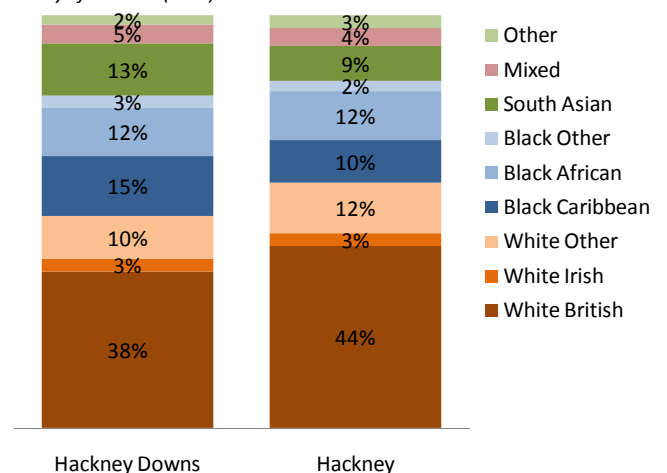
Broad age bands: 2009 population estimates



Ethnic profile

Described against the ethnic classification used in the 2001 Census, 51% of Hackney Downs residents are White, 29% are Black, 13% are south Asian and 5% are of mixed ethnicity.

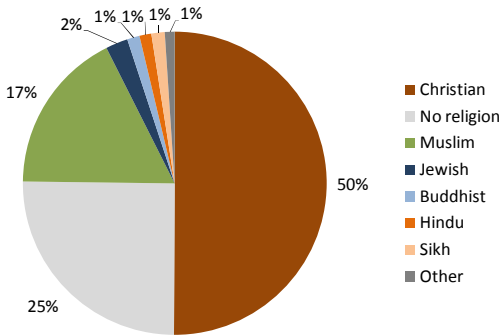
Ethnicity of residents (2001)



Religion

Data on the religion of the residents of Hackney Downs is from the 2001 Census. This chart excludes people who did not state their religion (10%).

Religion of residents (2001)



Carers

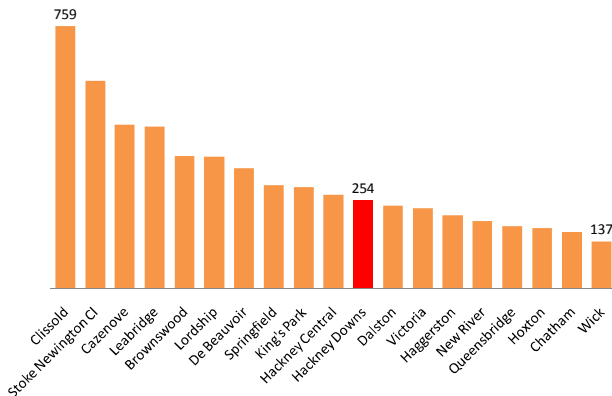
Carers play a vital role in supporting people with disability and illness in Hackney. In Hackney Downs, in 2001, 8% of the population (784 people) provided regular unpaid care to a relative or friend. Of these carers:

- 64% provided care for 1-19 hours a week
- 13% provided care for 20-49 hours a week
- 24% provided care for 50 or more hours a week

Deprivation

All Hackney's wards are among the most deprived 10% of wards in the UK. Hackney Downs is in the middle of the range in Hackney.

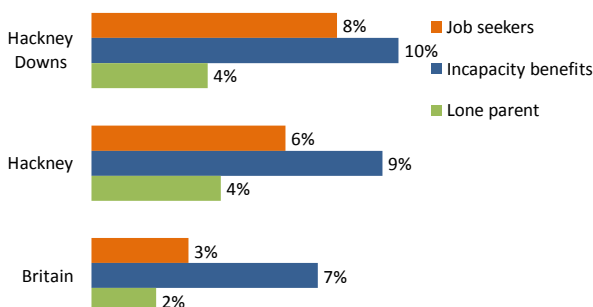
Index of Multiple Deprivation 2007: national rank out of 7,932 wards (1 = most deprived)



Welfare benefits

In Hackney Downs, 8% of working age residents are claiming Job Seekers Allowance and 10% are claiming Incapacity Benefit.

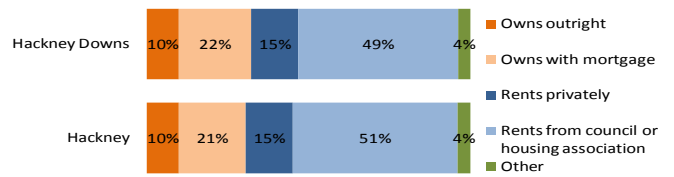
Benefit claimants: proportion of working age population (November 2010)



Housing tenure

Most of the residents of Hackney Downs rent their home from a private landlord or from a housing association or the Council.

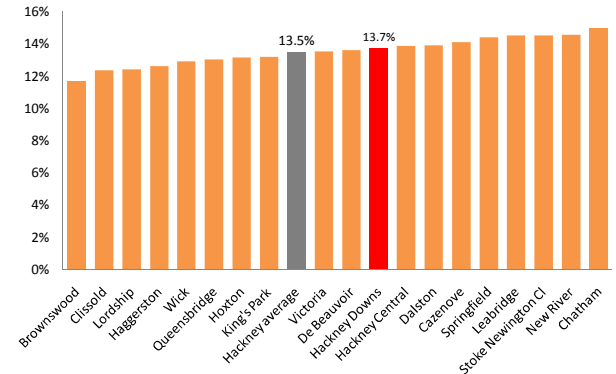
Tenure of households in Hackney (2001)



Fuel poverty

Hackney has the second highest fuel poverty rate of all London boroughs. Within Hackney, Hackney Downs has an average rate. Rates will have risen since 2008 due to higher fuel prices.

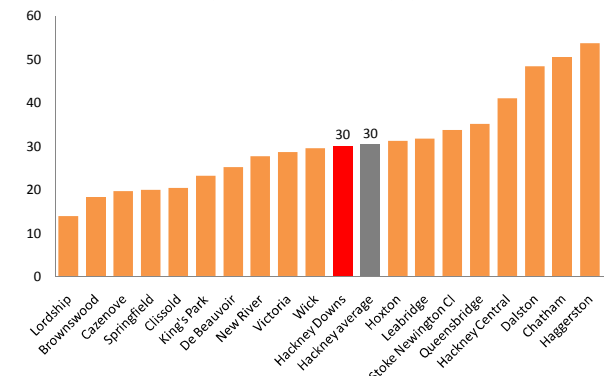
Households in fuel poverty in Hackney (2008)



Crime: violent crime and drugs offences

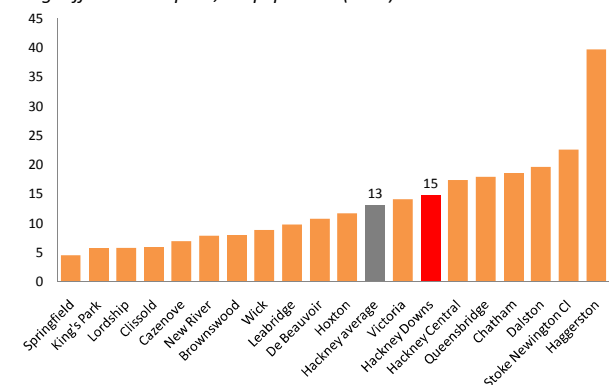
In Hackney 30 people in every 1,000 experience violent crime every year (the London average is 23). In Hackney Downs, the rate of violent crime is also 30 per 1,000 population per year.

Violent crime against the person: rate per 1,000 population (2010)



In Hackney there are 13 drugs offences for every 1,000 people per year (the London average is 9). In Hackney Downs, there are 15 drugs offences per 1,000 population per year.

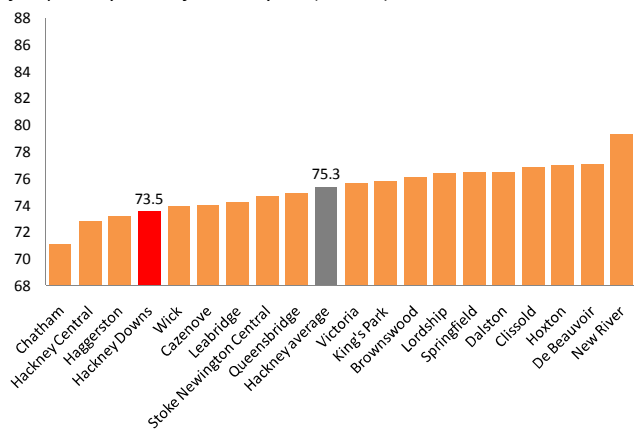
Drugs offences: rate per 1,000 population (2010)



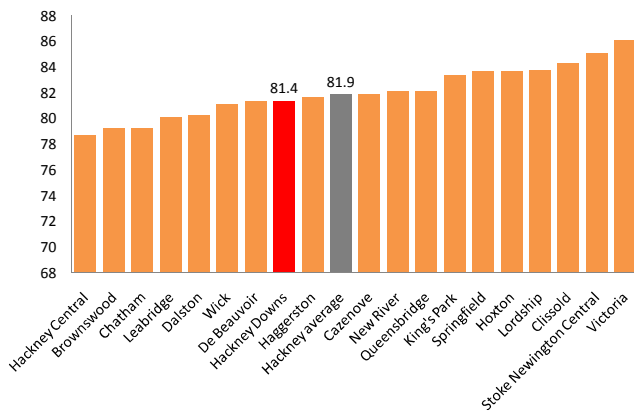
Life expectancy

In Hackney, as in the rest of England, women have a higher life expectancy than men. This is also true in Hackney Downs. The gap is bigger because male life expectancy is lower than the average for Hackney but female life expectancy is about average.

Life expectancy at birth for males, years (2003-07)



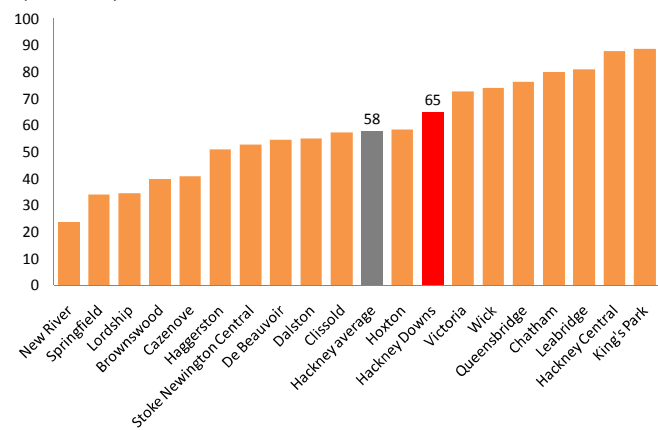
Life expectancy at birth for females, years (2003-07)



Teenage pregnancy

In Hackney, the annual conception rate among women aged under 18 was 58 per 1,000 teenage women aged 15-17 (between 2006 and 2008). This is considerably higher than the average for England of 41 conceptions per 1,000 teenage women. In Hackney Downs, the rate was 65 per 1,000 teenage women (around 12 conceptions per year).

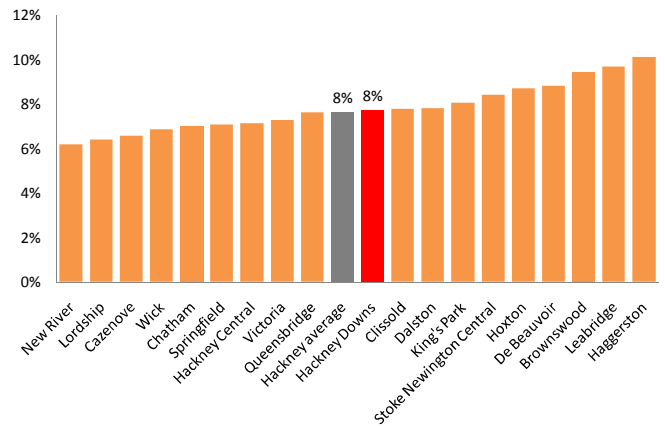
Conceptions among women aged under 18 years: rate per 1,000 women aged 15-17 (2006-2008)



Low birth weight babies

Low birth weight is a risk factor for infant mortality. In Hackney, 8% of live births weigh less than 2.5kg, compared to the 7% in England. In Hackney Downs, the rate is 8%.

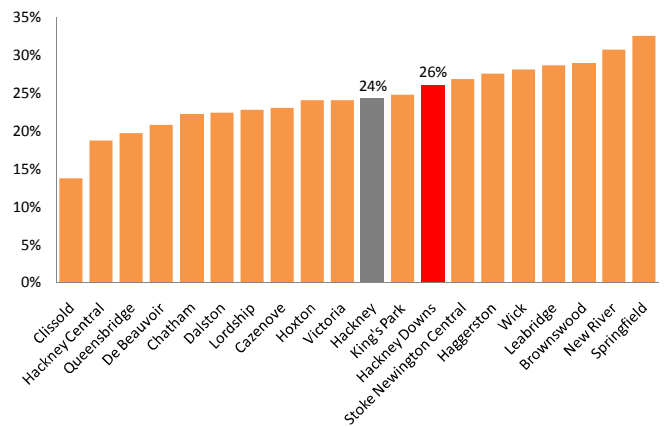
Percentage of live births under 2.5kg (2007-2009)



Childhood obesity

In Hackney, a quarter (24%) of all Year 6 school pupils are obese, higher than the national rate of 18%. In Hackney Downs, 26% of Year 6 pupils resident in the ward are obese.

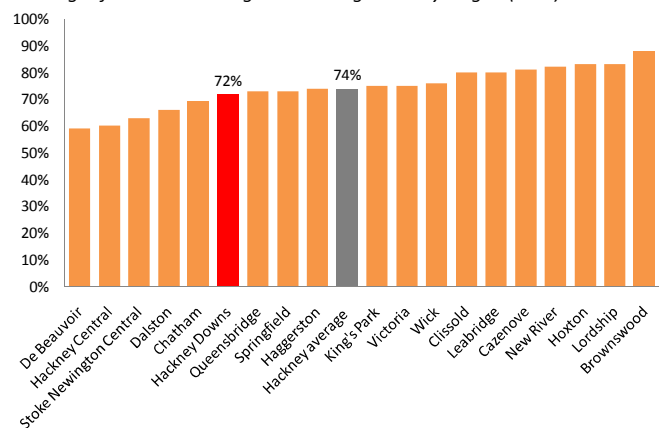
Percentage of Year 6 children who are obese (2008/09)



Educational achievement

Three quarters (74%) of children in Hackney achieved Level 4 or better in English at Key Stage 2 in 2009. The success rate was 72% in Hackney Downs, below the Hackney average and the national average of 80%.

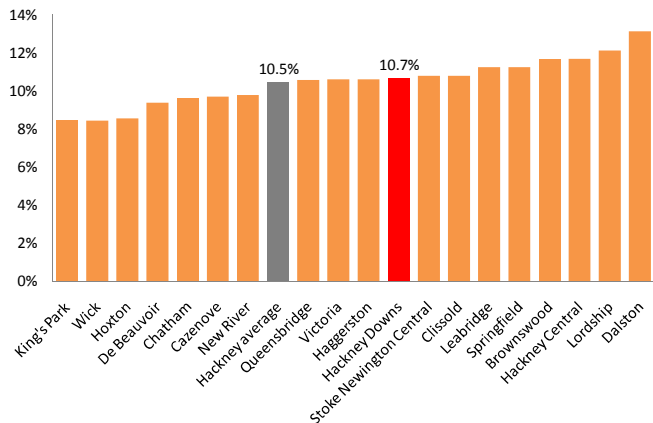
Percentage of children achieving Level 4 in English at Key Stage 2 (2009)



Older people supported to live at home

More than one in ten (10.5%) people aged 65 years or more in Hackney receives support from Hackney Council to help maintain their independence at home. The rate in Hackney Downs is 10.7%.

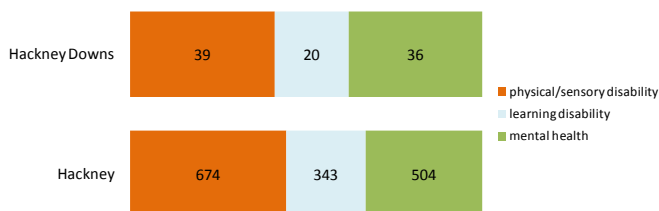
Proportion of people aged 65 or more helped to live at home (2010)



Social care for people of working age

Around 1% of the population aged 16-64 years in Hackney receives support from the Council to help maintain their independence at home. This includes, in Hackney Downs, 39 people with a physical or sensory disability, 20 people with a learning disability and 36 with mental health problems.

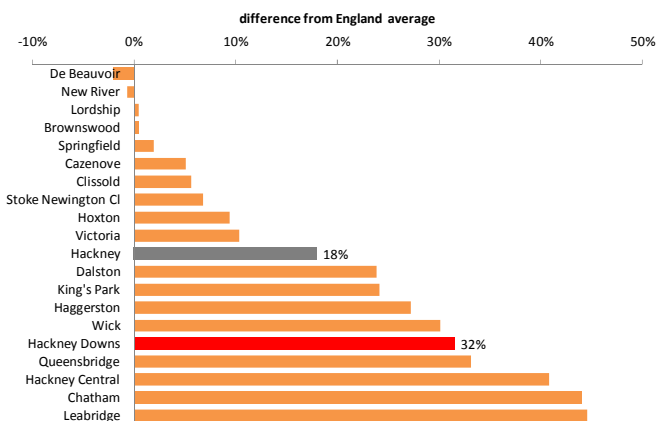
Number of people aged 16-64 years receiving support to live at home (2010)



Hospital admissions: emergencies

The emergency hospital admission rate is affected not only by the health of the population but also by the effectiveness of local services in supporting people who are ill to maintain their health and independence within the community. In Hackney Downs there were 1,144 emergency admissions in 2006-07. The rate in Hackney Downs is higher than the Hackney and national averages.

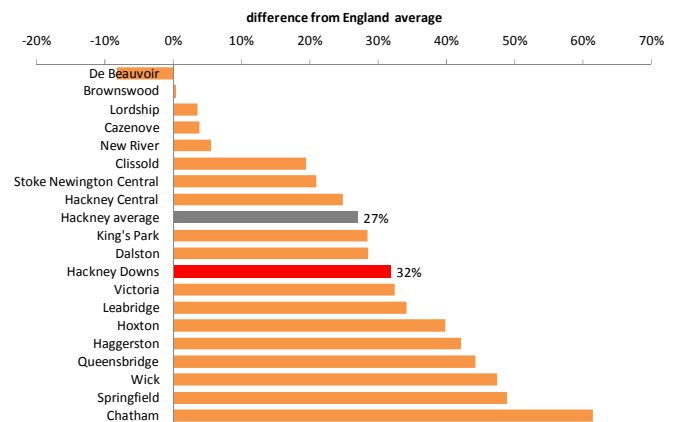
Age-standardised emergency admissions: difference from England (2006-07)



Mental health hospital admissions

In Hackney, admissions to hospital for mental health problems are higher than the average for England. The rate in Hackney Downs is above average for Hackney. There were 54 admissions in 2002-03.

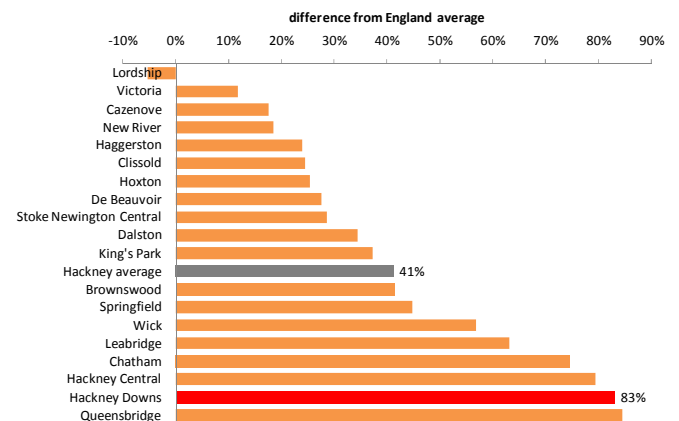
Age-standardised hospital admission rate for mental health: difference from England (2002-03)



Premature deaths (cardiovascular disease)

Cardiovascular disease is the biggest killer in Hackney. Around 12 people per year die prematurely from cardiovascular disease in Hackney Downs. The premature death rate is the second highest in Hackney.

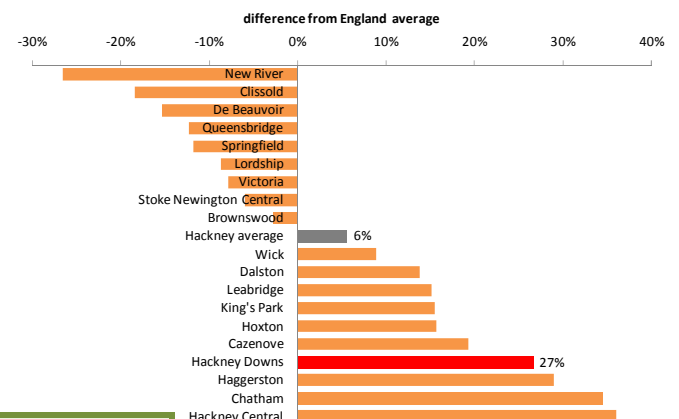
Age-standardised death rate among under 75s from circulatory diseases: difference from England (2003-07)



Premature deaths (cancers)

In Hackney Downs, cancer kills around 11 people per year prematurely. The premature death rate is higher than both the Hackney and national averages.

Age-standardised death rate among under 75s from cancers: difference from England (2003-07)



If you have questions about this profile, please contact **Dr Lesley Mountford**, Joint Director of Public Health (020 7683 4355, Lesley.Mountford@chpct.nhs.uk) or **David Woodhead**, Assistant Director, Health & Wellbeing (020 8356 7443, David.Woodhead@Hackney.gov.uk)