

Haggerston ward: health & wellbeing profile

Haggerston has an area of 1.24 square kilometres (0.77 square miles) and a population of 11,550. The local councillors for Haggerston are Cllr Barry Buitekant (Labour), Cllr Jonathan McShane (Labour) and Cllr Ann Munn (Labour).

GPs

Kingsland Surgery

167 Kingsland Road, E2 8AL. Tel: 020 7739 3600

Dentists

Cosmo Dental Surgery

169 Kingsland Road, E2 8AL. Tel: 020 7739 6574

Dentessential

Ground Floor, 75 Curtain Road, EC2A 3BS. Tel: 020 7613 3399

Levenstein Dental Surgery

344 Old Street, EC1V 9DS. Tel: 020 7739 2553

Lissowska Dental Surgery

75 Curtain Road, EC2A 3BS. Tel: 020 7613 1919

Pharmacies

Haggerston Pharmacy

207 Haggerston Road, E8 4HU. Tel: 020 7249 2441

Optometrists

R & J Optical

15 Kingsland High Street, E8 2JS. Tel: 020 7923 0705

Children's Centres

Sebright Children's Centre

Queensbridge Road, E2 8NP. Tel: 020 7749 1210

Libraries, museums and theatres

Shoreditch Library

80 Hoxton Street, N1 6LP. Tel: 020 8356 4350

Geffrye Museum

136 Kingsland Road, E2, 8EA. Tel: 020 7739 9893

Hoxton Hall

Hoxton Street, N1

Graeae Theatre Company

Bradbury Studios, 138 Kingsland Road, E2 8DY

Leisure and play

Haggerston Park

Yorkton Square, E2 8NH

Hackney Road Recreation Ground

Hackney Road, E2 8ET

Hoxton Square

N1 6NU

Goldsmith's Square

Goldsmith's Row, E2 8QY

Mark Street Gardens

Mark Street, EC2A 4ER

St Leonard's Garden

Shoreditch High Street, E1 6JN

Apples and Pears Adventure Playground

Pearson Street, E2

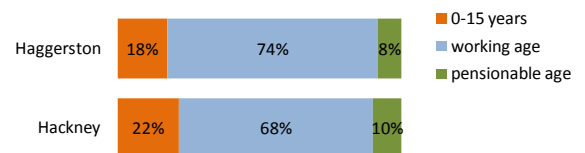
Harman Estate Play Area

Kingsland Road, N1

Young, old and working age

Haggerston has a large working age population and a relatively small population of pensionable age.

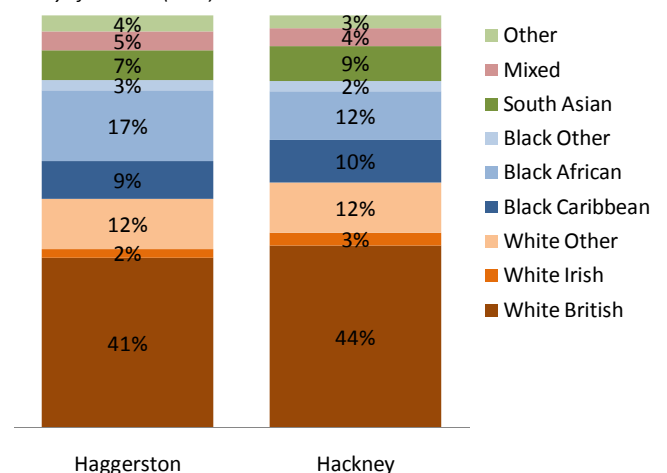
Broad age bands: 2009 population estimates



Ethnic profile

Described against the ethnic classification used in the 2001 Census, 56% of Haggerston residents are White, 29% are Black, 7% are south Asian and 5% are of mixed ethnicity.

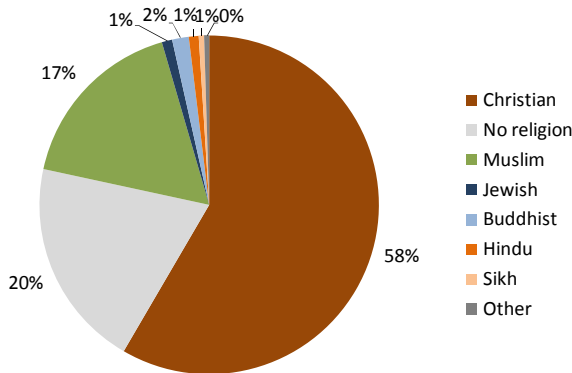
Ethnicity of residents (2001)



Religion

Data on the religion of the residents of Haggerston is from the 2001 Census. This chart excludes people who did not state their religion (10%).

Religion of residents (2001)



Carers

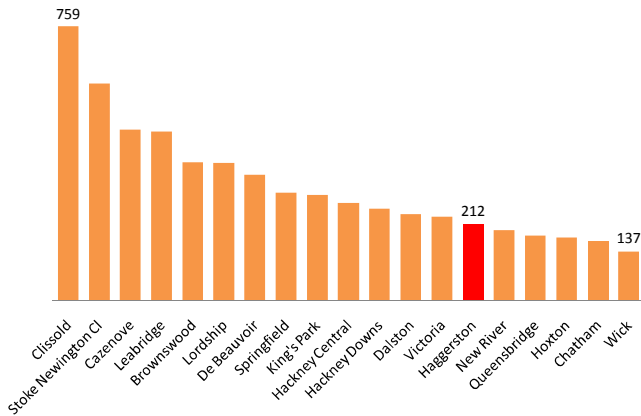
Carers play a vital role in supporting people with disability and illness in Hackney. In Haggerston, in 2001, 7% of the population (693 people) provided regular unpaid care to a relative or friend. Of these carers:

- 57% provided care for 1-19 hours a week
- 18% provided care for 20-49 hours a week
- 25% provided care for 50 or more hours a week

Deprivation

All Hackney's wards are among the most deprived 10% of wards in the UK. Haggerston is the sixth most deprived ward in Hackney.

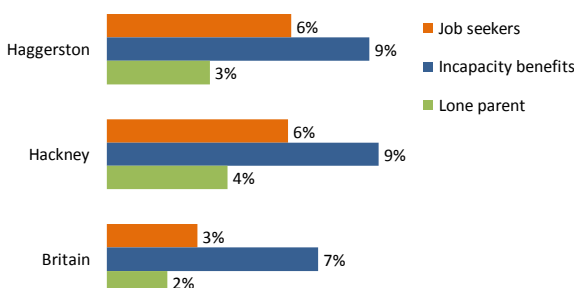
Index of Multiple Deprivation 2007: national rank out of 7,932 wards (1 = most deprived)



Welfare benefits

In Haggerston, 6% of working age residents are claiming Job Seekers Allowance and 9% are claiming Incapacity Benefit.

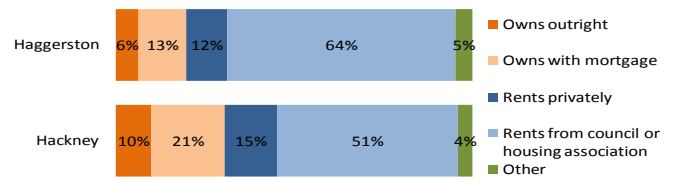
Benefit claimants: proportion of working age population (November 2010)



Housing tenure

Most of the residents of Haggerston rent their home either from a private landlord or from a housing association or the Council.

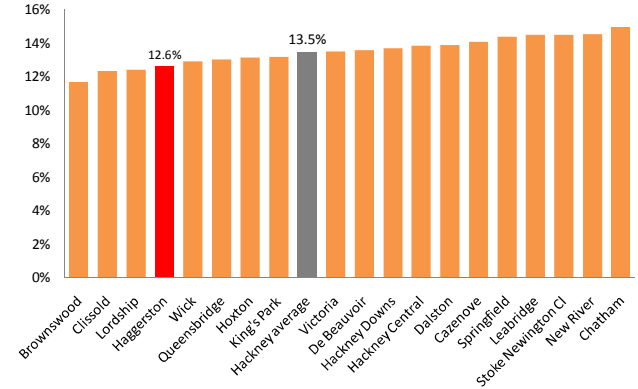
Tenure of households in Hackney (2001)



Fuel poverty

Hackney has the second highest fuel poverty rate of all London boroughs. Within Hackney, Haggerston has a below average rate. Rates will have risen since 2008 due to higher fuel prices.

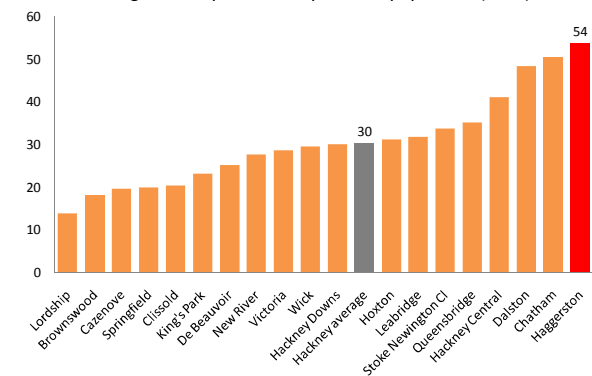
Households in fuel poverty in Hackney (2008)



Crime: violent crime and drugs offences

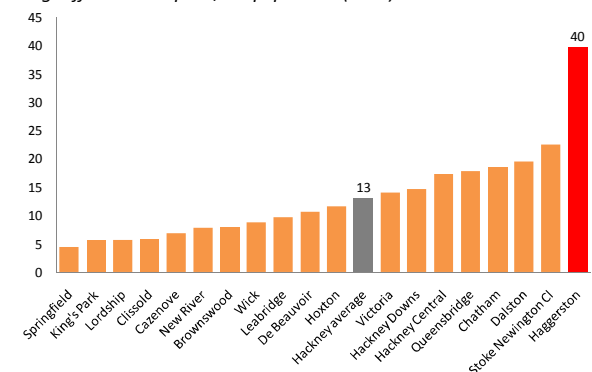
In Hackney 30 people in every 1,000 experience violent crime every year (the London average is 23). In Haggerston, the rate of violent crime is 54 per 1,000 population per year.

Violent crime against the person: rate per 1,000 population (2010)



In Hackney there are 13 drugs offences for every 1,000 people per year (the London average is 9). The rate is particularly high in Haggerston where there are 40 drugs offences per 1,000 population per year.

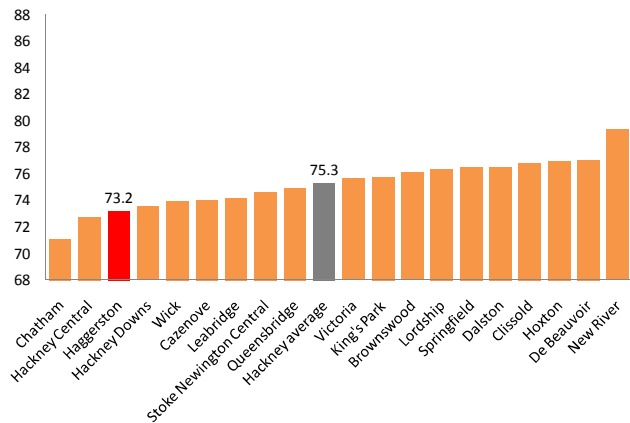
Drugs offences: rate per 1,000 population (2010)



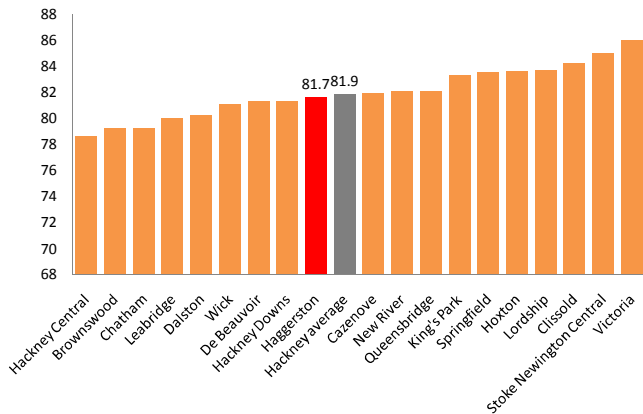
Life expectancy

In Hackney, as in the rest of England, women have a higher life expectancy than men. This is also true in Haggerston, though the gap is bigger because male life expectancy is lower than average whereas female life expectancy is average for Hackney.

Life expectancy at birth for males, years (2003-07)



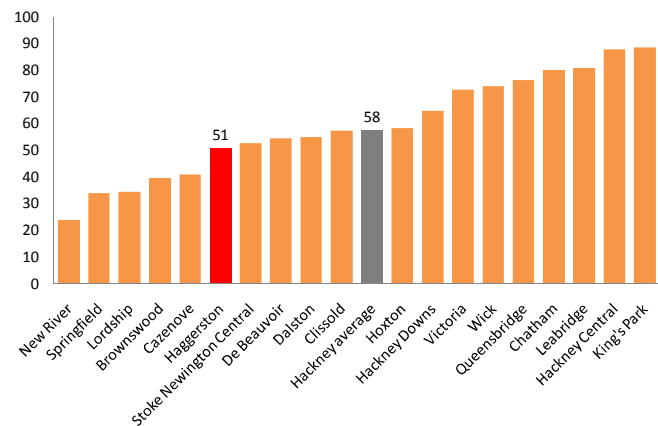
Life expectancy at birth for females, years (2003-07)



Teenage pregnancy

In Hackney, the annual conception rate among women aged under 18 was 58 per 1,000 teenage women aged 15-17 (between 2006 and 2008). This is considerably higher than the average for England of 41 conceptions per 1,000 teenage women. In Haggerston, the rate was 51 per 1,000 teenage women (around 11 conceptions per year).

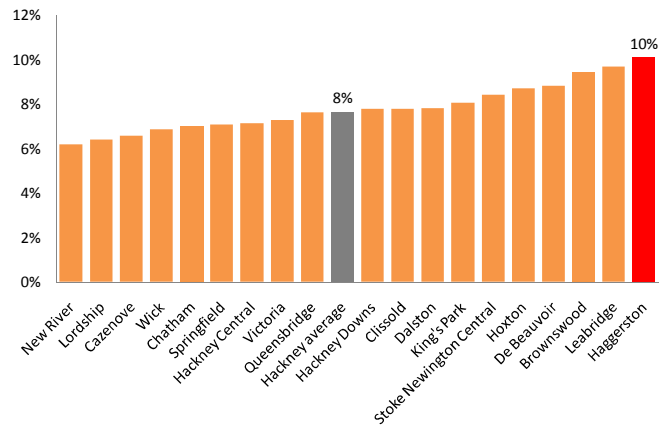
Conceptions among women aged under 18 years: rate per 1,000 women aged 15-17 (2006-2008)



Low birth weight babies

Low birth weight is a risk factor for infant mortality. In Hackney, 8% of live births weigh less than 2.5kg, compared to 7% in England. In Haggerston, the rate is 10%.

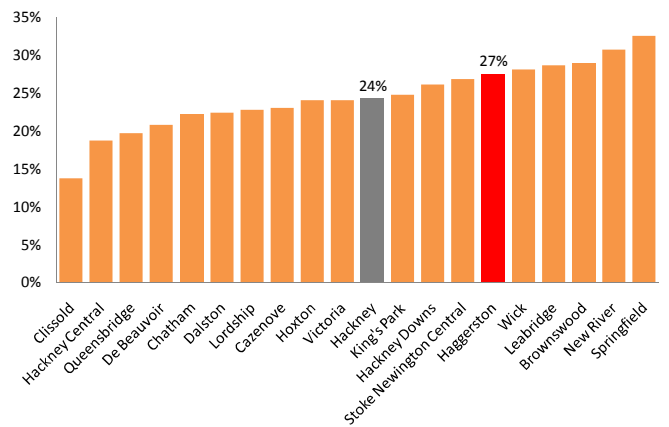
Percentage of live births under 2.5kg (2007-2009)



Childhood obesity

In Hackney, a quarter (24%) of all Year 6 school pupils are obese, higher than the national rate of 18%. In Haggerston, 27% of Year 6 pupils resident in the ward are obese.

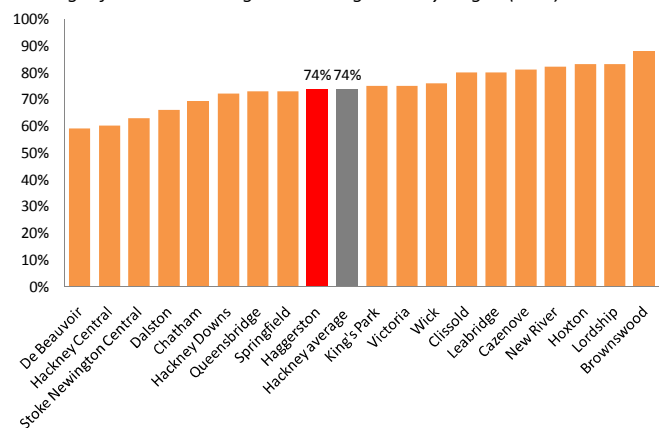
Percentage of Year 6 children who are obese (2008/09)



Educational achievement

Three quarters (74%) of children in Hackney achieved Level 4 or better in English at Key Stage 2 in 2009. The success rate was 74% in Haggerston, average for Hackney but below the national average of 80%.

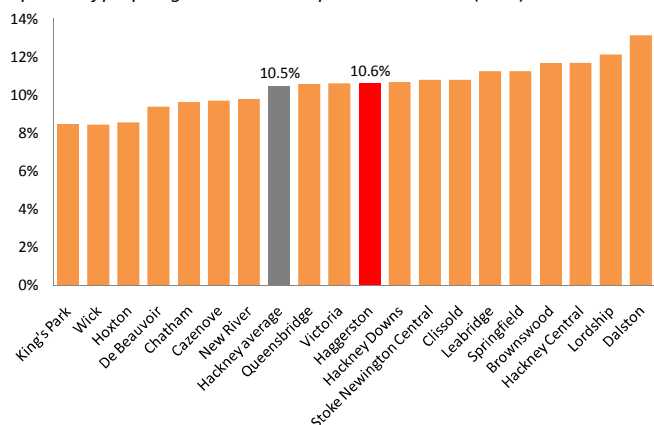
Percentage of children achieving Level 4 in English at Key Stage 2 (2009)



Older people supported to live at home

More than one in ten (10.5%) people aged 65 years or more in Hackney receives support from Hackney Council to help maintain their independence at home. The rate in Haggerston is 10.6%.

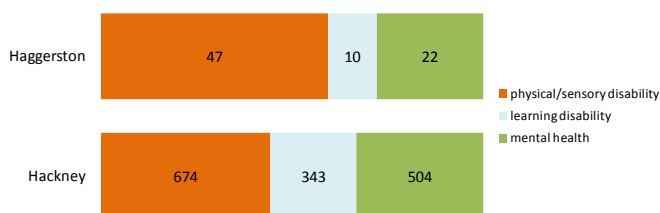
Proportion of people aged 65 or more helped to live at home (2010)



Social care for people of working age

Around 1% of the population aged 16-64 years in Hackney receives support from the Council to help maintain their independence at home. This includes, in Haggerston, 47 people with a physical or sensory disability, 10 people with a learning disability and 22 with mental health problems.

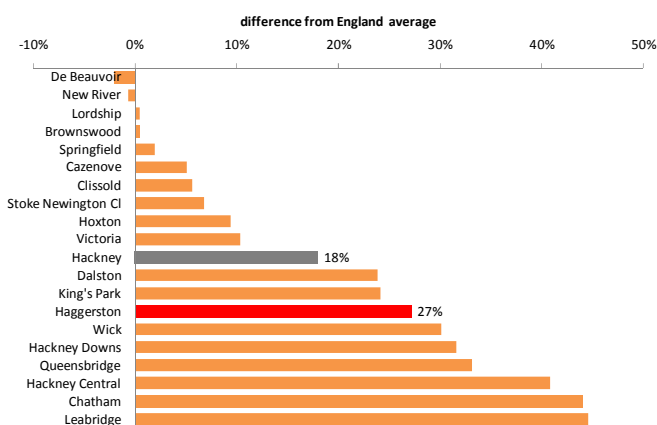
Number of people aged 16-64 years receiving support to live at home (2010)



Hospital admissions: emergencies

The emergency hospital admission rate is affected not only by the health of the population but also by the effectiveness of local services in supporting people who are ill to maintain their health and independence within the community. In Haggerston there were 1,109 emergency admissions in 2006-07. The rate in Haggerston is higher than the Hackney and national averages.

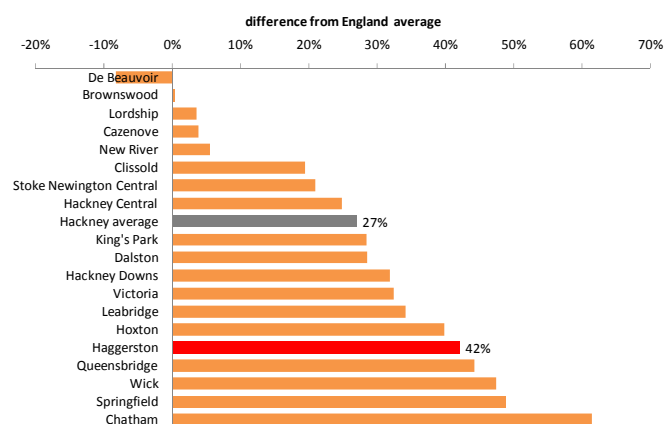
Age-standardised emergency admissions: difference from England (2006-07)



Mental health hospital admissions

In Hackney, admissions to hospital for mental health problems are higher than the average for England. Haggerston has the fifth highest rate in Hackney. There were 58 admissions in 2002-03.

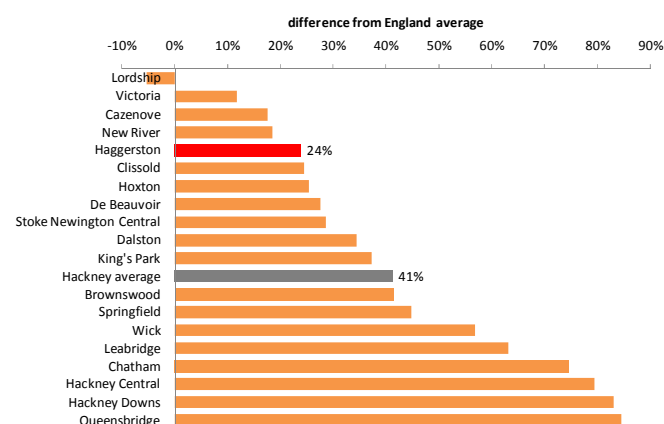
Age-standardised hospital admission rate for mental health: difference from England (2002-03)



Premature deaths (cardiovascular disease)

Cardiovascular disease is the biggest killer in Hackney. Around 7 people per year die prematurely from cardiovascular disease in Haggerston. The premature death rate in Haggerston is below average for Hackney but above average for England.

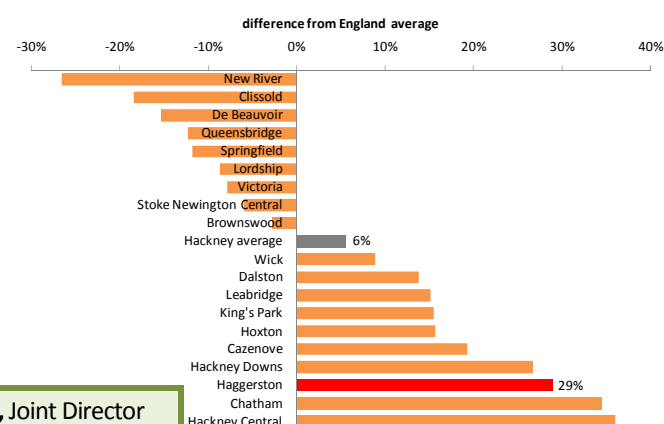
Age-standardised death rate among under 75s from circulatory diseases: difference from England (2003-07)



Premature deaths (cancers)

In Haggerston, cancer kills around 10 people per year prematurely. The premature death rate in Haggerston is higher than both the Hackney and national averages.

Age-standardised death rate among under 75s from cancers: difference from England (2003-07)



If you have questions about this profile, please contact **Dr Lesley Mountford**, Joint Director of Public Health (020 7683 4355, Lesley.Mountford@chpct.nhs.uk) or **David Woodhead**, Assistant Director, Health & Wellbeing (020 8356 7443, David.Woodhead@Hackney.gov.uk)