



King's Park ward: health & wellbeing profile

Kings Park has an area of 1.81 square kilometres (1.12 square miles) and is home to a population of 10,740 residents.

The local councillors for Kings Park are:

- Cllr Julius Nkafu (Labour)
- Cllr Sharon Patrick (Labour)
- Cllr Saleem Siddiqui (Labour)

GPs

Kingsmead Healthcare

4 Kingsmead Way, E9 5QG

Tel: 020 8985 1930

Sorsby Group Practice

Sorsby Health Centre
3 Mandeville Street, E5 0DH

Tel: 020 8986 5613

Dentists

Doff Dental Care

177 Homerton High Street, E9 6BB

Tel: 020 8985 6650

Pharmacies

Kalpesh Chemist

199-201 Rushmore Road, E5 0HD

Tel: 020 8986 6523

Silverfields

5 Kingsmead Way, E9 5QG

Tel: 020 8985 5488

Children's Centres

Clapton Park Children's Centre

161 Daubeney Road, E5 0EP

Tel: 020 8986 7437

Daubeney Children's Centre

Homerton & Wick Sure Start Local Programme

Daubeney Road, E5 0EG

Tel: 020 8525 7040

Leisure and play

Hackney Marshes

Homerton Road, E9 5PF

Millfields Park North

Lea Bridge Road, E5 0AR

Daubeney Fields

Kingsmead Way, E9 5PP

Hackney Marsh Adventure Playground

Daubeney Fields, E9 5PP

Melbourne Green Play Area

Daubeney Street, Clapton Park Estate, E5

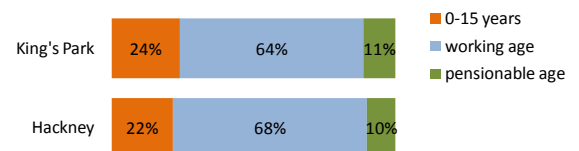
Nye Bevan Estate Play Area

Overbury Street, E5

Young, old and working age

King's Park's population is fairly typical for Hackney with a large working age population.

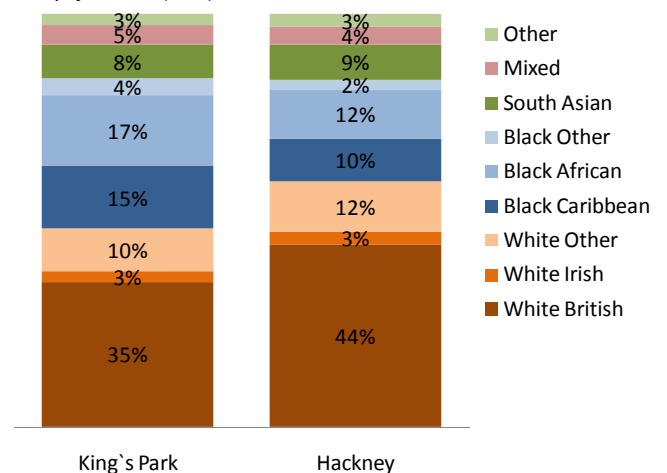
Broad age bands: 2009 population estimates



Ethnic profile

Described against the ethnic classification used in the 2001 Census, 48% of King's Park residents are White, 37% are Black, 8% are south Asian and 5% are of mixed ethnicity.

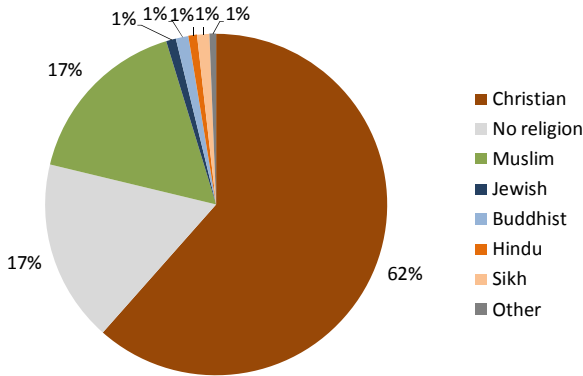
Ethnicity of residents (2001)



Religion

Data on the religion of the residents of King's Park is from the 2001 Census. This chart excludes people who did not state their religion (14%).

Religion of residents (2001)



Carers

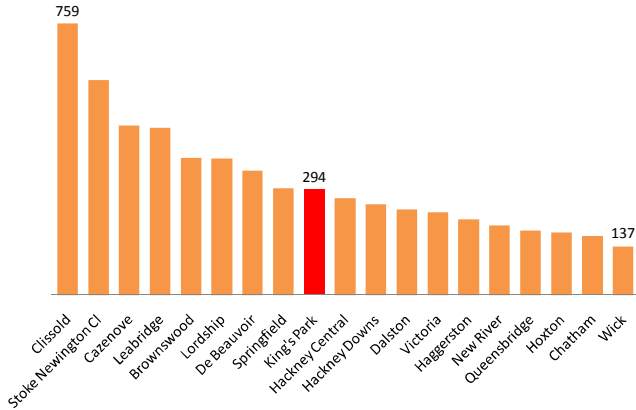
Carers play a vital role in supporting people with disability and illness in Hackney. In King's Park, in 2001, 8% of the population (891 people) provided regular unpaid care to a relative or friend. Of these carers:

- 54% provided care for 1-19 hours a week
- 19% provided care for 20-49 hours a week
- 26% provided care for 50 or more hours a week

Deprivation

All Hackney's wards are among the most deprived 10% of wards in the UK. King's Park is in the middle of the range within Hackney.

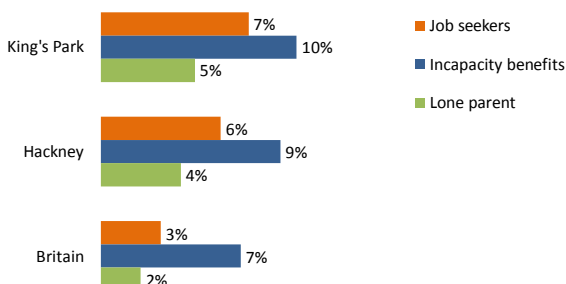
Index of Multiple Deprivation 2007: national rank out of 7,932 wards (1 = most deprived)



Welfare benefits

In King's Park, 7% of working age residents are claiming Job Seekers Allowance and 10% are claiming Incapacity Benefit.

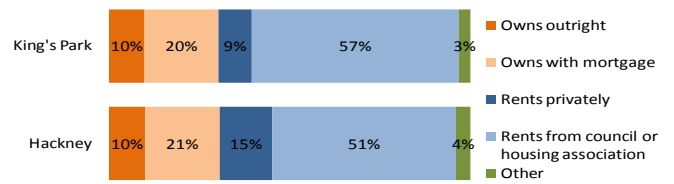
Benefit claimants: proportion of working age population (November 2010)



Housing tenure

Most of the residents of King's Park rent their home either from a private landlord or from a housing association or the Council.

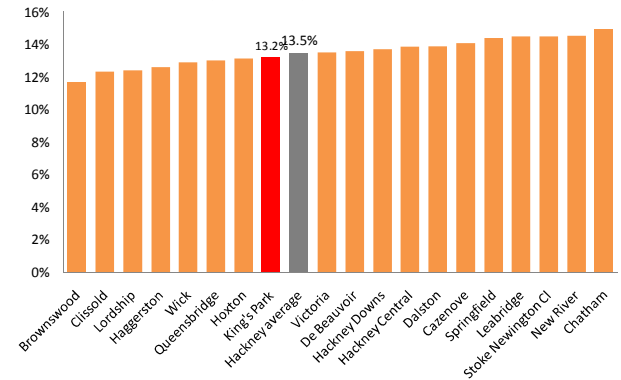
Tenure of households in Hackney (2001)



Fuel poverty

Hackney has the second highest fuel poverty rate of all London boroughs. Within Hackney, King's Park has an average rate. Rates will have risen since 2008 due to higher fuel prices.

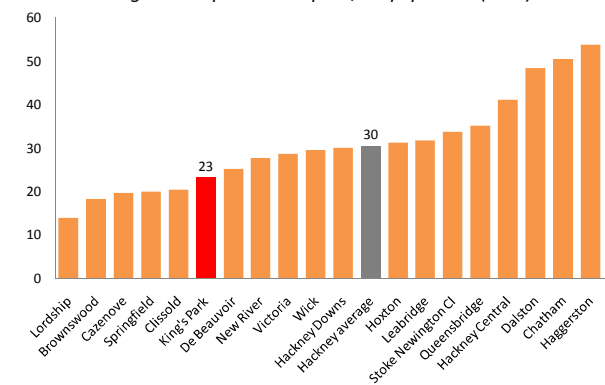
Households in fuel poverty in Hackney (2008)



Crime: violent crime and drugs offences

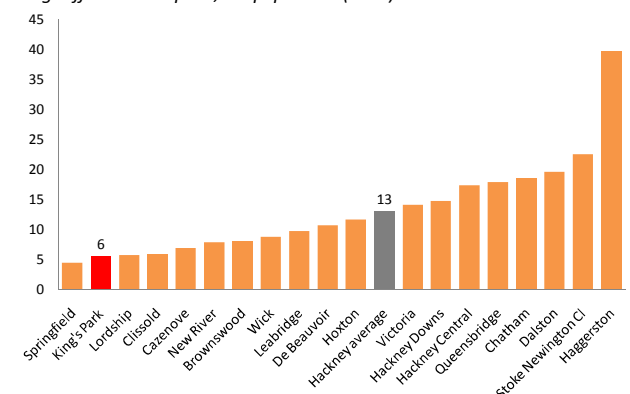
In Hackney 30 people in every 1,000 experience violent crime every year (the London average is 23). In King's Park, the rate of violent crime is 23 per 1,000 population per year.

Violent crime against the person: rate per 1,000 population (2010)



In Hackney there are 13 drugs offences for every 1,000 people per year (the London average is 9). In King's Park, there are only 6 drugs offences per 1,000 population per year.

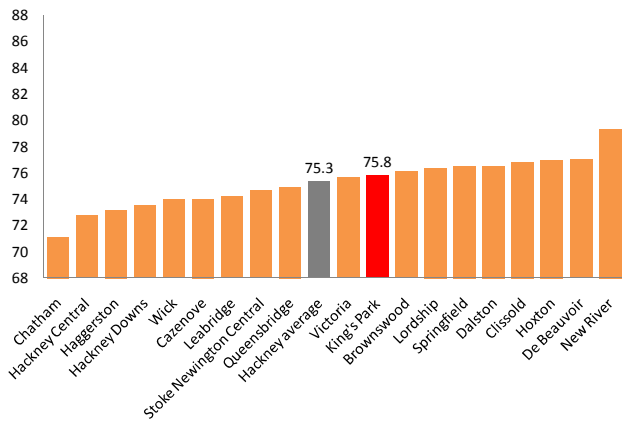
Drugs offences: rate per 1,000 population (2010)



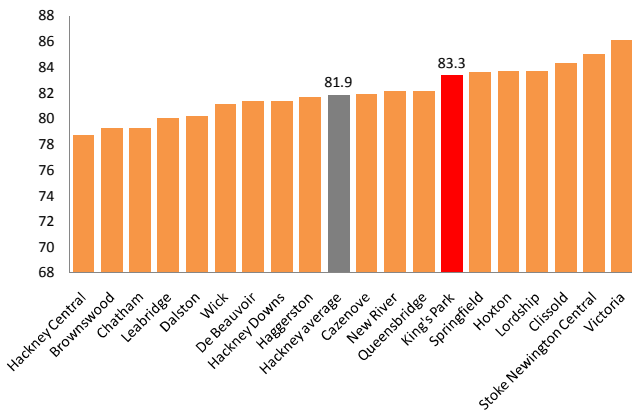
Life expectancy

In Hackney, as in the rest of England, women have a higher life expectancy than men. This is also true in King's Park. Both male and female life expectancy are higher than the Hackney averages in King's Park.

Life expectancy at birth for males, years (2003-07)



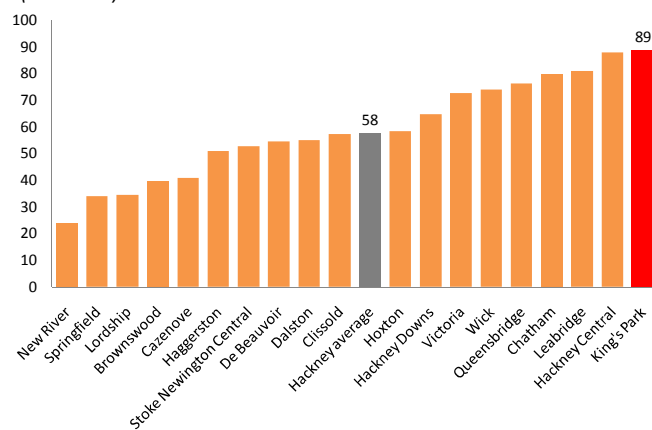
Life expectancy at birth for females, years (2003-07)



Teenage pregnancy

In Hackney, the annual conception rate among women aged under 18 was 58 per 1,000 teenage women aged 15-17 (between 2006 and 2008). This is considerably higher than the average for England of 41 conceptions per 1,000 teenage women. In King's Park, the rate was 89 per 1,000 teenage women (around 19 conceptions per year).

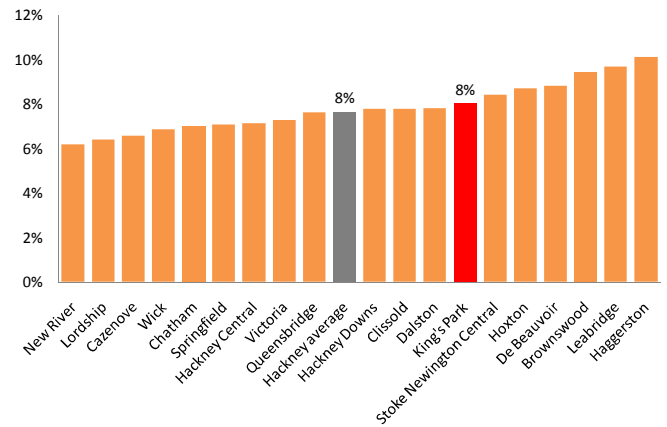
Conceptions among women aged under 18 years: rate per 1,000 women aged 15-17 (2006-2008)



Low birth weight babies

Low birth weight is a risk factor for infant mortality. In Hackney, 8% of live births weigh less than 2.5kg, compared to the 7% in England. In King's Park, the rate is 8%.

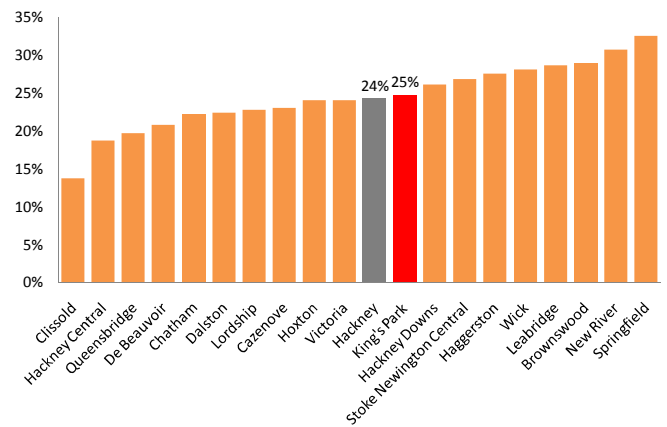
Percentage of live births under 2.5kg (2007-2009)



Childhood obesity

In Hackney, a quarter (24%) of all Year 6 school pupils are obese, higher than the national rate of 18%. In King's Park, 25% of Year 6 pupils resident in the ward are obese.

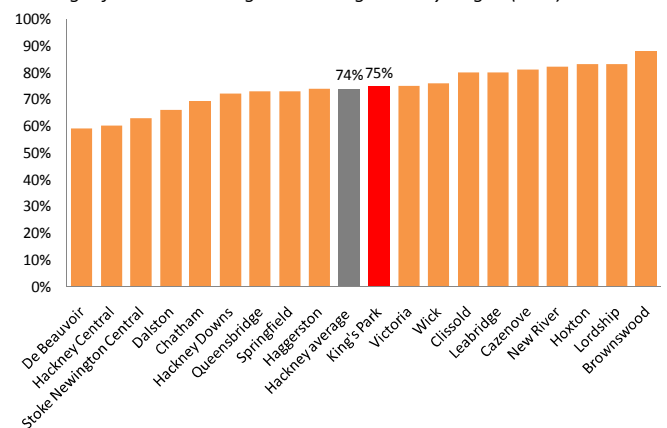
Percentage of Year 6 children who are obese (2008/09)



Educational achievement

Three quarters (74%) of children in Hackney achieved Level 4 or better in English at Key Stage 2 in 2009. The success rate was 75% in King's Park, average for Hackney but below the national average of 80%.

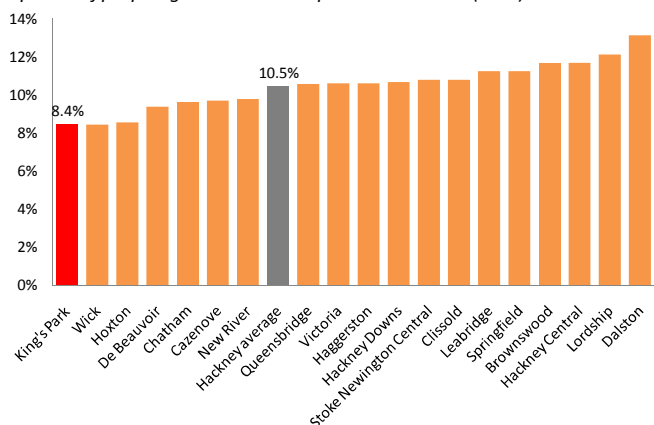
Percentage of children achieving Level 4 in English at Key Stage 2 (2009)



Older people supported to live at home

More than one in ten (10.5%) people aged 65 years or more in Hackney receives support from Hackney Council to help maintain their independence at home. The rate in King's Park is 8.4%.

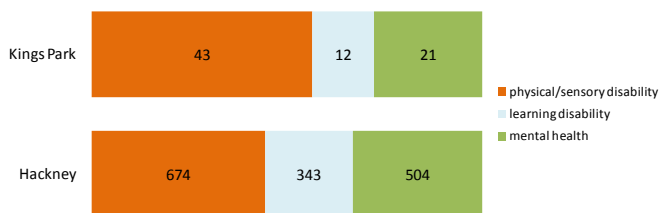
Proportion of people aged 65 or more helped to live at home (2010)



Social care for people of working age

Around 1% of the population aged 16-64 years in Hackney receives support from the Council to help maintain their independence at home. This includes, in King's Park, 43 people with a physical or sensory disability, 12 people with a learning disability and 21 with mental health problems.

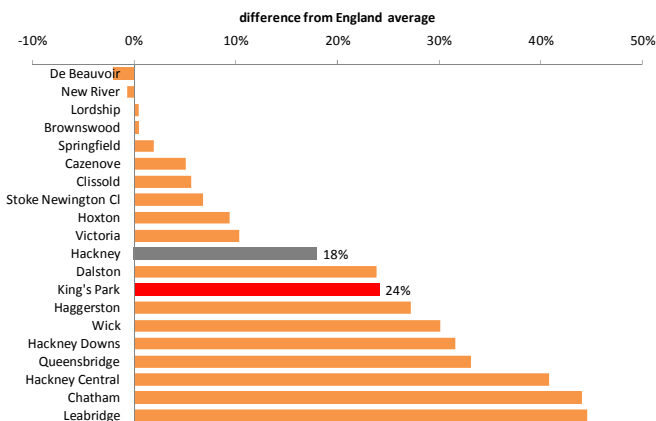
Number of people aged 16-64 years receiving support to live at home (2010)



Hospital admissions: emergencies

The emergency hospital admission rate is affected not only by the health of the population but also by the effectiveness of local services in supporting people who are ill to maintain their health and independence within the community. In King's Park there were 1,136 emergency admissions in 2006-07. The rate in King's Park is higher than both the Hackney and national averages.

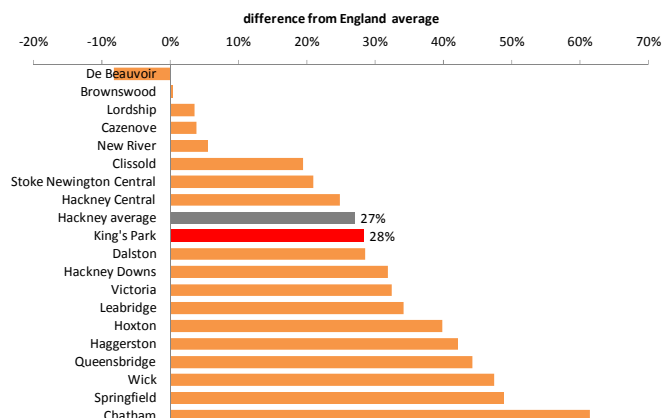
Age-standardised emergency admissions: difference from England (2006-07)



Mental health hospital admissions

In Hackney, admissions to hospital for mental health problems are higher than the average for England. The rate in King's Park is average for Hackney. There were 54 admissions in 2002-03.

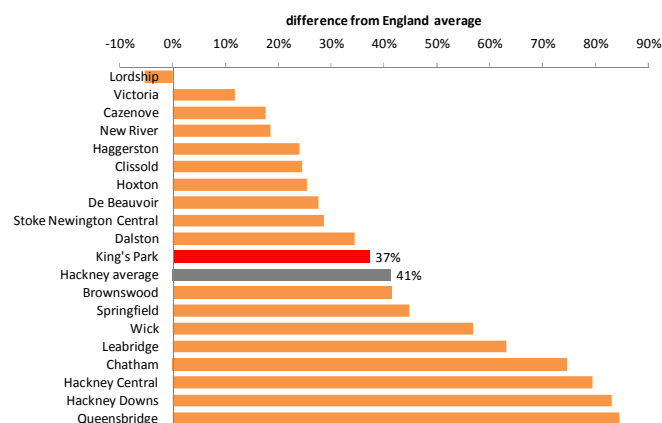
Age-standardised hospital admission rate for mental health: difference from England (2002-03)



Premature deaths (cardiovascular disease)

Cardiovascular disease is the biggest killer in Hackney. Around 11 people per year die prematurely from cardiovascular disease in King's Park. The premature death rate in King's Park is just under the average for Hackney.

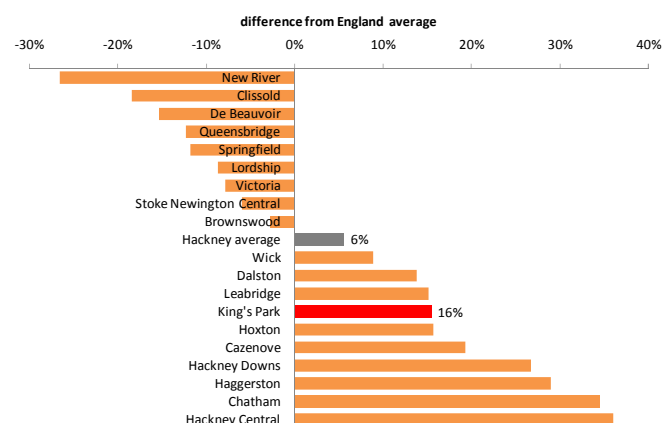
Age-standardised death rate among under 75s from circulatory diseases: difference from England (2003-07)



Premature deaths (cancers)

In King's Park, cancer kills around 12 people per year prematurely. The premature death rate in King's Park is higher than both the Hackney and national averages.

Age-standardised death rate among under 75s from cancers: difference from England (2003-07)



If you have questions about this profile, please contact **Dr Lesley Mountford**, Joint Director of Public Health (020 7683 4355, Lesley.Mountford@chpct.nhs.uk) or **David Woodhead**, Assistant Director, Health & Wellbeing (020 8356 7443, David.Woodhead@Hackney.gov.uk)