



Leabridge ward: health & wellbeing profile

Leabridge has an area of 1.06 square kilometres (0.66 square miles) and a population of 11,319.

The local councillors for Leabridge are:

- Cllr Linda Kelly (Conservative)
- Cllr Deniz Oguzkanli (Labour)
- Cllr Ian Rathbone (Labour)

GPs

Athena Medical Centre

21 Atherden Road, E5 0QP
Tel: 020 8985 6675

Clapton Road Surgery

Theydon Road Health Centre
14 Urban Hive, Theydon Road, E5 9BQ
Tel: 020 8806 7735

Dentists

Clapton Dental Surgery

83 Chatsworth Road, E5 0LH
Tel: 020 8986 5717

Seghal Dental Surgery

84 Lower Clapton Road, E5 0RN
Tel: 020 8985 2490

Pharmacies

Assura Pharmacy

15a Urban Hive, Theydon Road, E5 9BQ
Tel: 020 8806 6215

Regal Pharmacy

48-50 Chatsworth Road, E5 0LP
Tel: 020 8985 2536

Optometrists

Clapton Hackney Ophthalmic Opticians

1 Station Parade, E5 8BD
Tel: 020 8806 7432

Children's Centres

Comberton Children's Centre

10 Comberton Road, E5 9PU
Tel: 020 8806 0680

Millfields Children's Centre

Elmcroft Street, E5 0SQ
Tel: 020 8525 6410

Leisure and play

Millfields

Chatsworth Road, E5 0AR


Clapton Pond

Lower Clapton Road, E5 0QA

Young, old and working age

Leabridge's population is typical for Hackney with a large working age population.

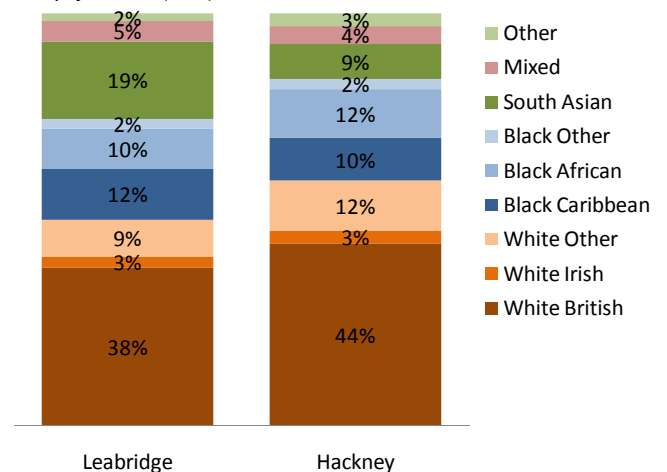
Broad age bands: 2009 population estimates



Ethnic profile

Described against the ethnic classification used in the 2001 Census, 50% of Leabridge residents are White, 24% are Black, 19% are south Asian and 5% are of mixed ethnicity.

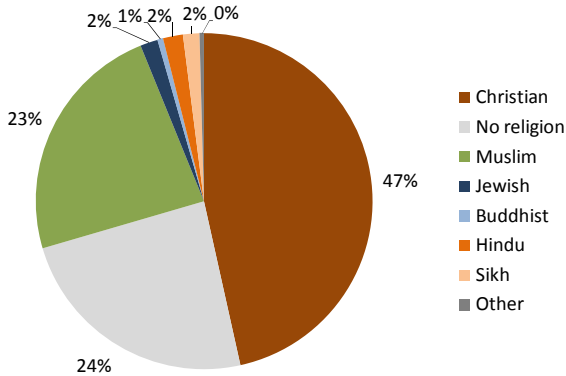
Ethnicity of residents (2001)



Religion

Data on the religion of the residents of Leabridge is from the 2001 Census. This chart excludes people who did not state their religion (10%).

Religion of residents (2001)



Carers

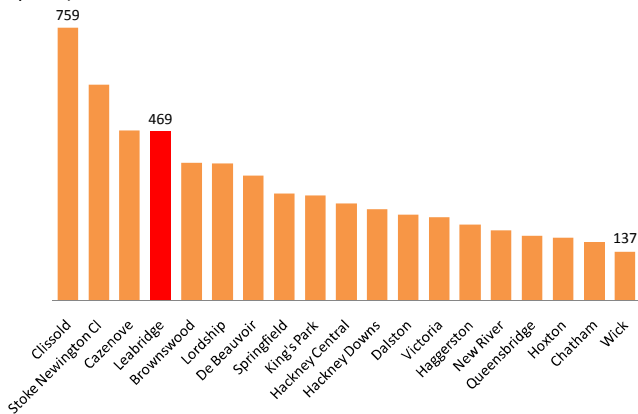
Carers play a vital role in supporting people with disability and illness in Hackney. In Leabridge, in 2001, 9% of the population (858 people) provided regular unpaid care to a relative or friend. Of these carers:

- 61% provided care for 1-19 hours a week
- 16% provided care for 20-49 hours a week
- 23% provided care for 50 or more hours a week

Deprivation

All Hackney's wards are among the most deprived 10% of wards in the UK. Leabridge is the fourth least deprived of Hackney's wards.

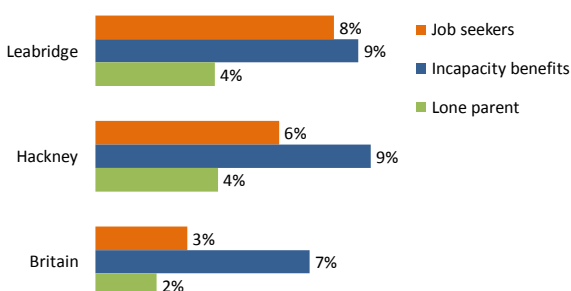
Index of Multiple Deprivation 2007: national rank out of 7,932 wards (1 = most deprived)



Welfare benefits

In Leabridge, 8% of working age residents are claiming Job Seekers Allowance and 9% are claiming Incapacity Benefit.

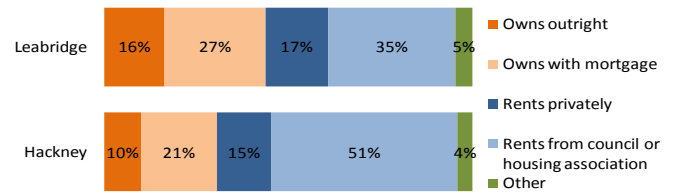
Benefit claimants: proportion of working age population (November 2010)



Housing tenure

For Hackney, Leabridge has a relatively high proportion of owner occupiers, though more households rent than own their homes.

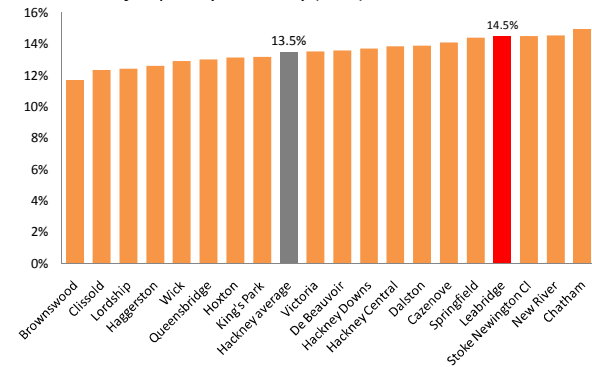
Tenure of households in Hackney (2001)



Fuel poverty

Hackney has the second highest fuel poverty rate of all London boroughs. Within Hackney, Leabridge has the fourth highest rate. Rates will have risen since 2008 due to higher fuel prices.

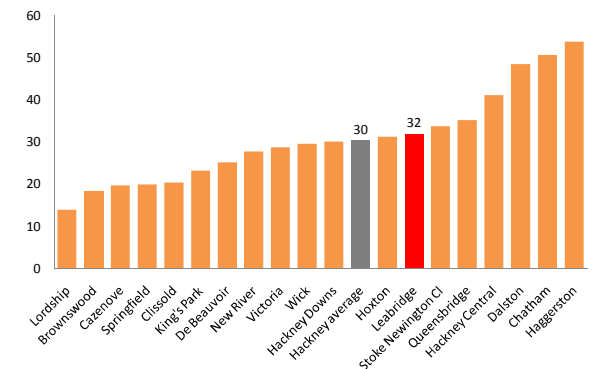
Households in fuel poverty in Hackney (2008)



Crime: violent crime and drugs offences

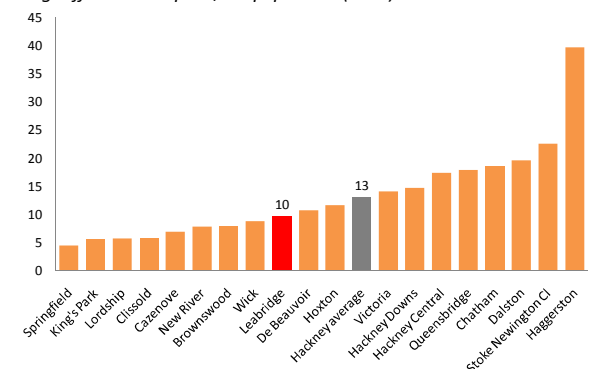
In Hackney 30 people in every 1,000 experience violent crime every year (the London average is 23). In Leabridge, the rate of violent crime is 32 per 1,000 population per year.

Violent crime against the person: rate per 1,000 population (2010)



In Hackney there are 13 drugs offences for every 1,000 people per year (the London average is 9). In Leabridge, there are 10 drugs offences per 1,000 population per year.

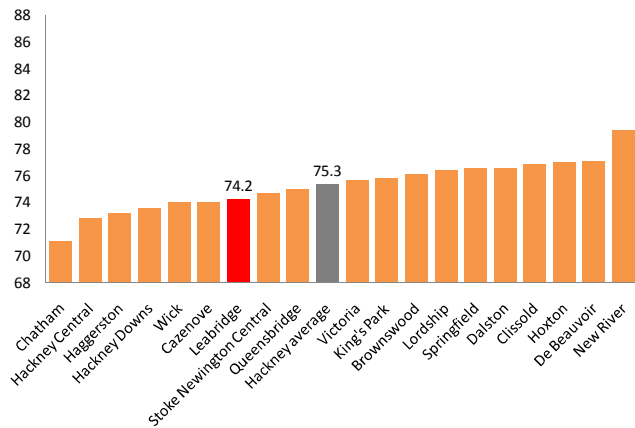
Drugs offences: rate per 1,000 population (2010)



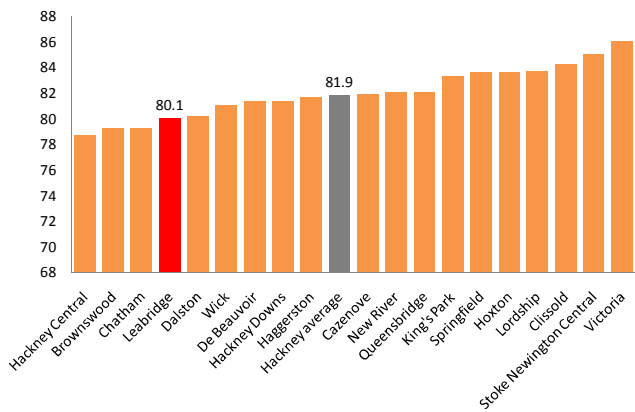
Life expectancy

In Hackney, as in the rest of England, women have a higher life expectancy than men. This is also true in Leabridge. Both male and female life expectancy are lower than the Hackney averages in Leabridge.

Life expectancy at birth for males, years (2003-07)



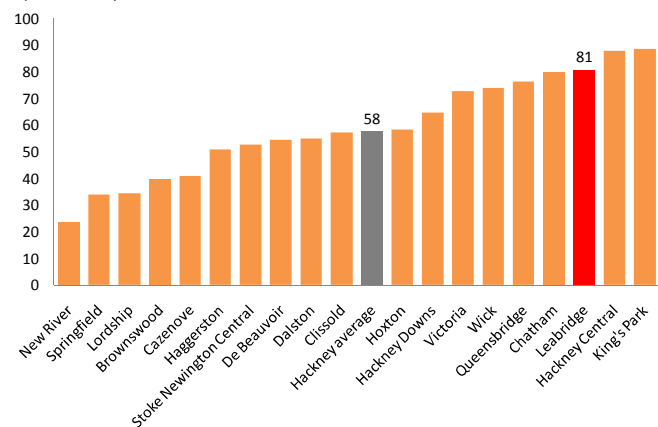
Life expectancy at birth for females, years (2003-07)



Teenage pregnancy

In Hackney, the annual conception rate among women aged under 18 was 58 per 1,000 teenage women aged 15-17 (between 2006 and 2008). This is considerably higher than the average for England of 41 conceptions per 1,000 teenage women. In Leabridge, the rate was 81 per 1,000 teenage women (around 16 conceptions per year).

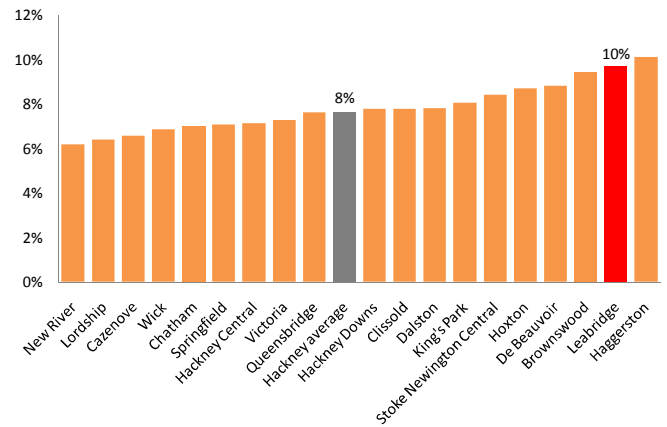
Conceptions among women aged under 18 years: rate per 1,000 women aged 15-17 (2006-2008)



Low birth weight babies

Low birth weight is a risk factor for infant mortality. In Hackney, 8% of live births weigh less than 2.5kg, compared to 7% in England. In Leabridge, the rate is 10%.

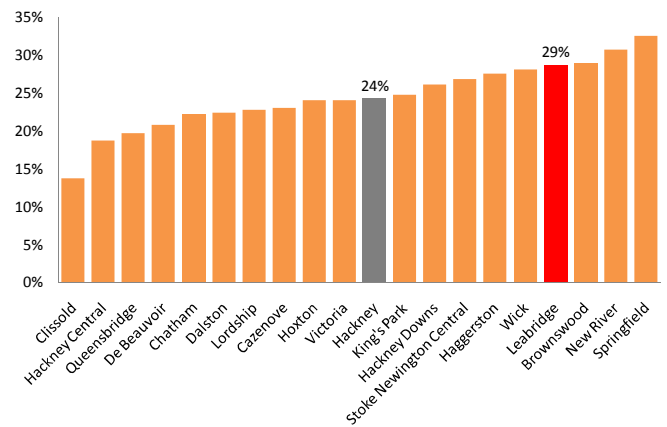
Percentage of live births under 2.5kg (2007-2009)



Childhood obesity

In Hackney, a quarter (24%) of all Year 6 school pupils are obese, higher than the national rate of 18%. In Leabridge, 29% of Year 6 pupils resident in the ward are obese.

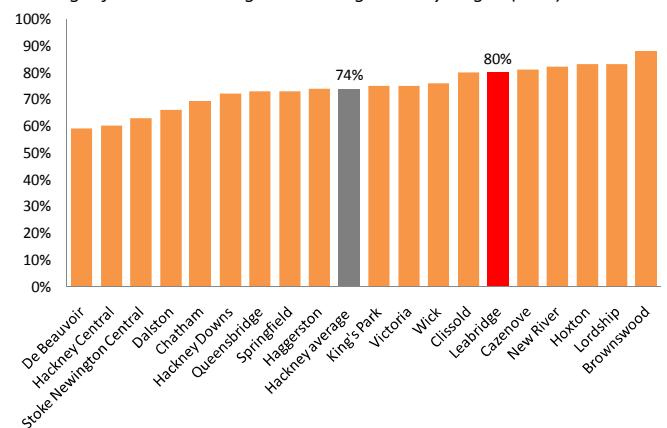
Percentage of Year 6 children who are obese (2008/09)



Educational achievement

Three quarters (74%) of children in Hackney achieved Level 4 or better in English at Key Stage 2 in 2009. The success rate was 80% in Leabridge, above the Hackney average and the same as the national average of 80%.

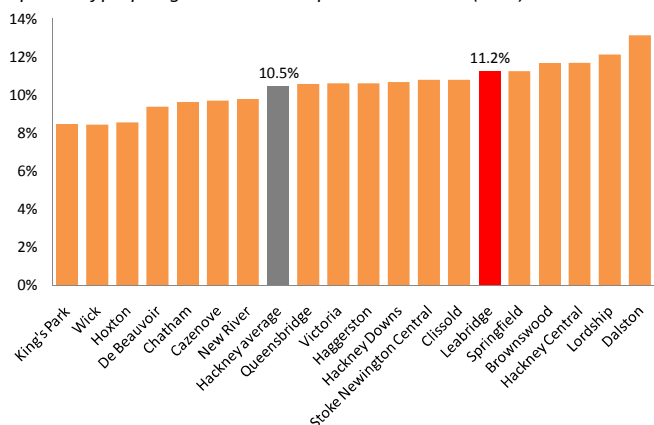
Percentage of children achieving Level 4 in English at Key Stage 2 (2009)



Older people supported to live at home

More than one in ten (10.5%) people aged 65 years or more in Hackney receives support from Hackney Council to help maintain their independence at home. The rate in Leabridge is 11.2%.

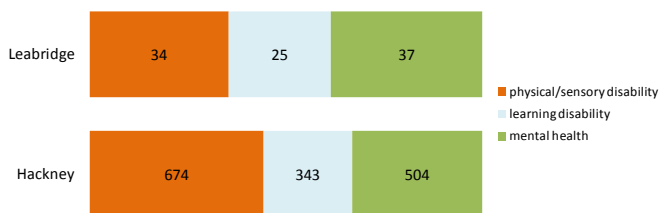
Proportion of people aged 65 or more helped to live at home (2010)



Social care for people of working age

Around 1% of the population aged 16-64 years in Hackney receives support from the Council to help maintain their independence at home. This includes, in Leabridge, 34 people with a physical or sensory disability, 25 people with a learning disability and 37 with mental health problems.

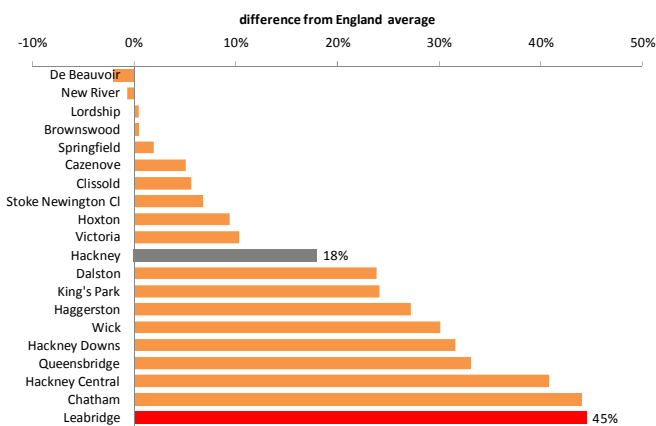
Number of people aged 16-64 years receiving support to live at home (2010)



Hospital admissions: emergencies

The emergency hospital admission rate is affected not only by the health of the population but also by the effectiveness of local services in supporting people who are ill to maintain their health and independence within the community. In Leabridge there were 1,203 emergency admissions in 2006-07. The rate in Leabridge is the highest in Hackney.

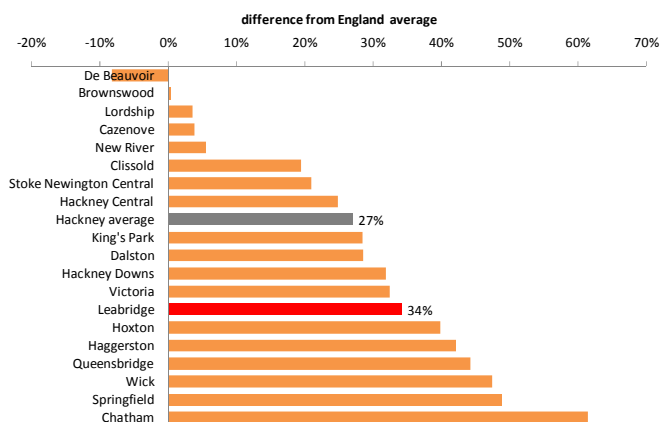
Age-standardised emergency admissions: difference from England (2006-07)



Mental health hospital admissions

In Hackney, admissions to hospital for mental health problems are higher than the average for England. The rate in Leabridge is above average for Hackney. There were 51 admissions in 2002-03.

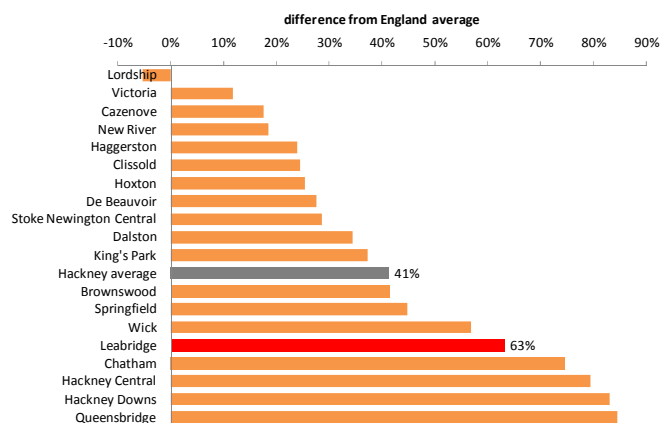
Age-standardised hospital admission rate for mental health: difference from England (2002-03)



Premature deaths (cardiovascular disease)

Cardiovascular disease is the biggest killer in Hackney. Around 9 people per year die prematurely from cardiovascular disease in Leabridge. The premature death rate in Leabridge is higher than both the Hackney and national averages.

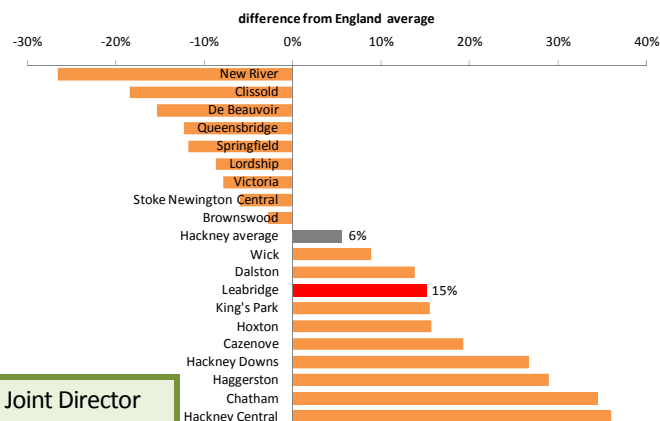
Age-standardised death rate among under 75s from circulatory diseases: difference from England (2003-07)



Premature deaths (cancers)

In Leabridge, cancer kills around 9 people per year prematurely. The premature death rate in Leabridge is higher than both the Hackney and national averages.

Age-standardised death rate among under 75s from cancers: difference from England (2003-07)



If you have questions about this profile, please contact **Dr Lesley Mountford**, Joint Director of Public Health (020 7683 4355, Lesley.Mountford@chpct.nhs.uk) or **David Woodhead**, Assistant Director, Health & Wellbeing (020 8356 7443, David.Woodhead@Hackney.gov.uk)