



Lordship ward: health & wellbeing profile

Lordship has an area of 1.19 square kilometres (0.74 square miles) and a population of 11,678. The local councillors for Lordship are:

- Cllr Bernard Aussenberg (Conservative)
- Cllr Edward Brown (Labour)
- Cllr Daniel Stevens (Labour)

GPs

Allerton Road Surgery

34(A) Allerton Road, N16 5UF. Tel: 020 8802 2882

Tollgate Lodge Primary Care Centre

57 Stamford Hill, N16 5SR. Tel: 020 7689 3140

Pharmacies

Morrison Pharmacy

47-49 Stamford Hill, N16 5SR. Tel: 020 8809 3369

Safedale Ltd.

100 Stoke Newington Church Street, N16 0AP. Tel: 020 7254 8487

Optometrists

H Kahan Opticians

25 St Andrews Mews, N16 5HR

Stephen H Davis

94 Stoke Newington Church Street, N16 0AP. Tel: 020 7254 8181

Children's Centres

Fernbank Children's Centre

1A Fountayne Road, N16 7EA. Tel: 020 8806 6622

Hillside Children's Centre

1 Leatherhead Close, Holmleigh Road, N16 5QR.
Tel: 020 8800 7325

Sandford Court Play Area

Bethune Road, N16

Libraries

Stoke Newington Library

Stoke Newington Church Street, N16 0JS
Tel: 020 8356 5231

Leisure and play

Clissold Park and Clissold House

Green Lanes, N4 2EY

Abney Park Cemetery

Stoke Newington High Street, N16 0LH

Levy Memorial Park

Yoakley Road, N16 0BA

Allens Gardens

Bethune Road, N16 5BD

St Marys Old Church

Stoke Newington Church Street, N16 9ES

Quaker Burial Ground

Yoakley Road, N16 0BD

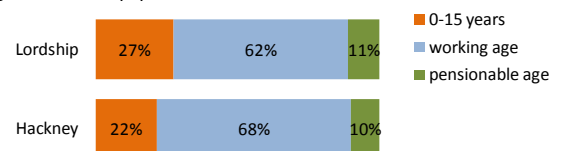
Stamford Hill Play Area

Stamford Hill, N16

Young, old and working age

Lordship's younger population is relatively large compared to the overall population of Hackney.

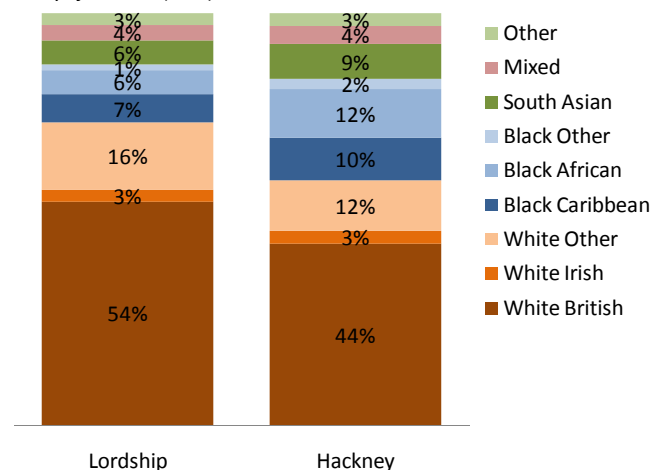
Broad age bands: 2009 population estimates



Ethnic profile

Described against the ethnic classification used in the 2001 Census, 73% of Lordship residents are White, 14% are Black, 6% are south Asian and 4% are of mixed ethnicity.

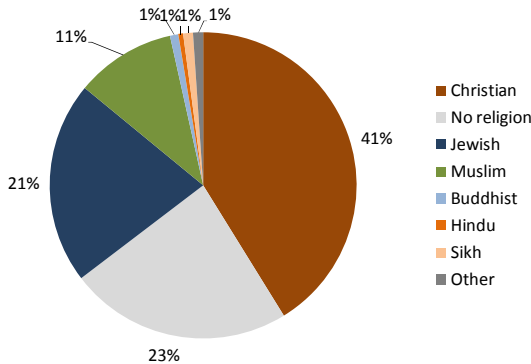
Ethnicity of residents (2001)



Religion

Data on the religion of the residents of Lordship is from the 2001 Census. This chart excludes those who did not state their religion which was a particularly common choice in Lordship (19%). There has been substantial growth in the Jewish population since 2001.

Religion of residents (2001)



Carers

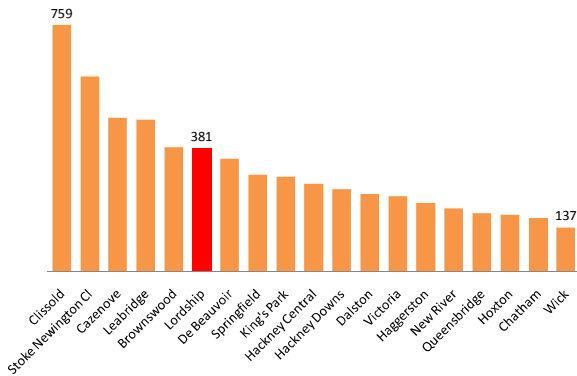
Carers play a vital role in supporting people with disability and illness in Hackney. In Lordship, in 2001, 8% of the population (868 people) provided regular unpaid care to a relative or friend. Of these carers:

- 67% provided care for 1-19 hours a week
- 12% provided care for 20-49 hours a week
- 21% provided care for 50 or more hours a week

Deprivation

All Hackney's wards are among the most deprived 10% of wards in the UK. Lordship is the sixth least deprived of Hackney's wards.

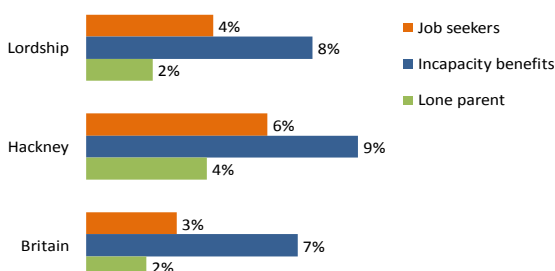
Index of Multiple Deprivation 2007: national rank out of 7,932 wards (1 = most deprived)



Welfare benefits

In Lordship, 4% of working age residents of Lordship are claiming Job Seekers Allowance and 8% are claiming Incapacity Benefit.

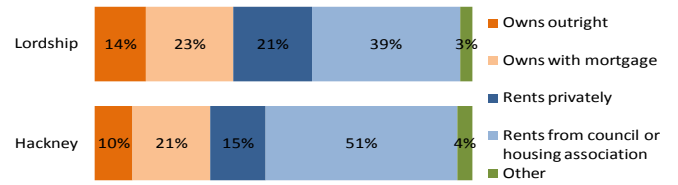
Benefit claimants: proportion of working age population (November 2010)



Housing tenure

Most of the residents of Lordship rent their home either from a private landlord or from a housing association or the Council.

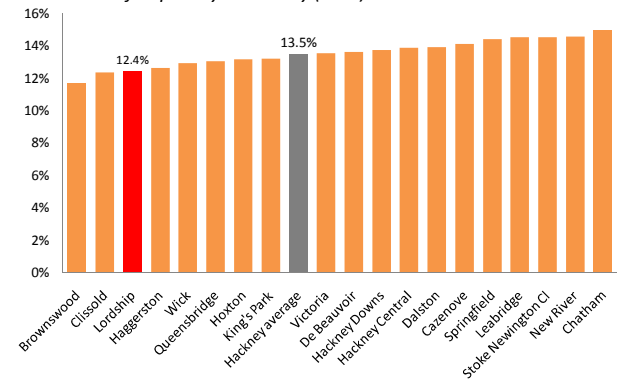
Tenure of households in Hackney (2001)



Fuel poverty

Hackney has the second highest fuel poverty rate of all London boroughs. Within Hackney, Lordship has the third lowest rate. Rates will have risen since 2008 due to higher fuel prices.

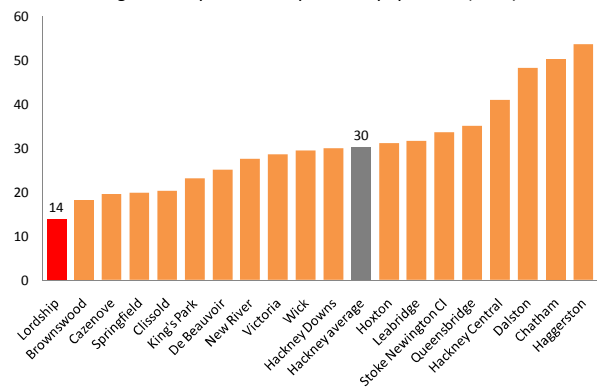
Households in fuel poverty in Hackney (2008)



Crime: violent crime and drugs offences

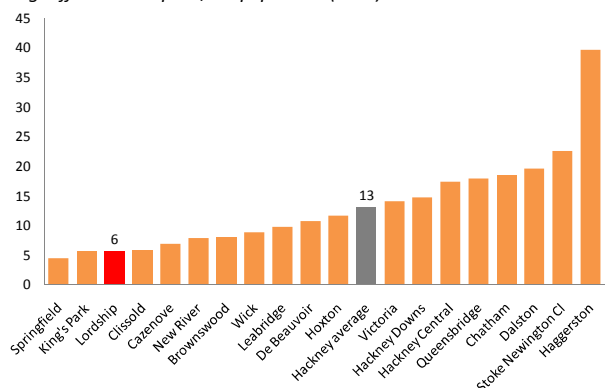
In Hackney 30 people in every 1,000 experience violent crime every year (the London average is 23). In Lordship, the rate of violent crime is only 14 per 1,000 population per year.

Violent crime against the person: rate per 1,000 population (2010)



In Hackney there are 13 drugs offences for every 1,000 people per year (the London average is 9). In Lordship, there are 6 drugs offences per 1,000 population per year.

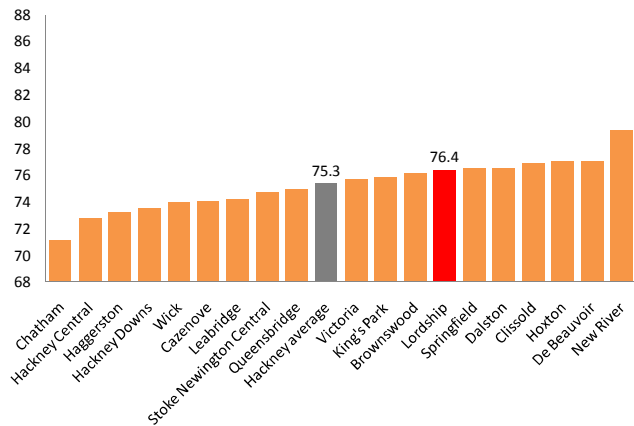
Drugs offences: rate per 1,000 population (2010)



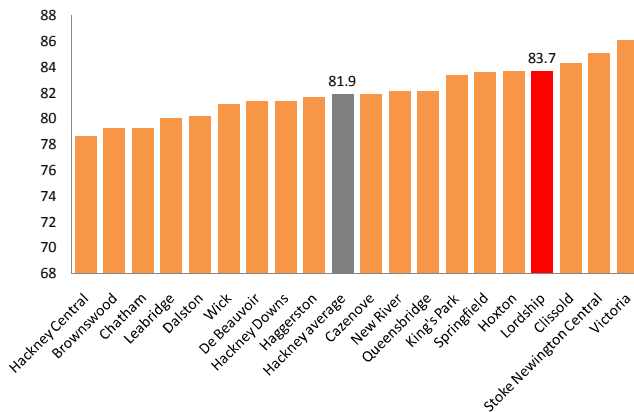
Life expectancy

In Hackney, as in the rest of England, women have a higher life expectancy than men. This is also true in Lordship. Both male and female life expectancy are above average for Hackney in Lordship.

Life expectancy at birth for males, years (2003-07)



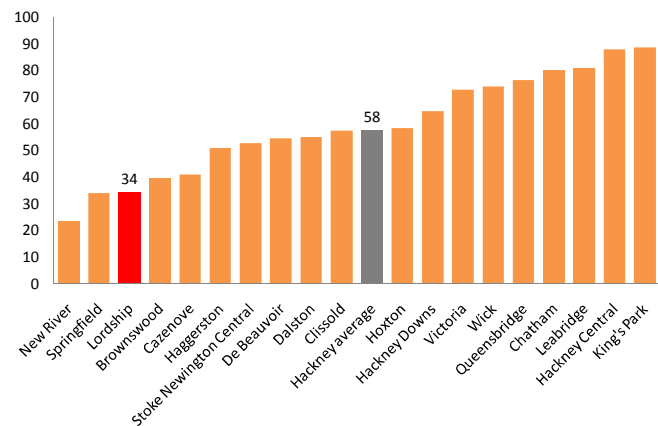
Life expectancy at birth for females, years (2003-07)



Teenage pregnancy

In Hackney, the annual conception rate among women aged under 18 was 58 per 1,000 teenage women aged 15-17 (between 2006 and 2008). This is considerably higher than the average for England of 41 conceptions per 1,000 teenage women. In Lordship, the rate was 34 per 1,000 teenage women (around 7 conceptions per year).

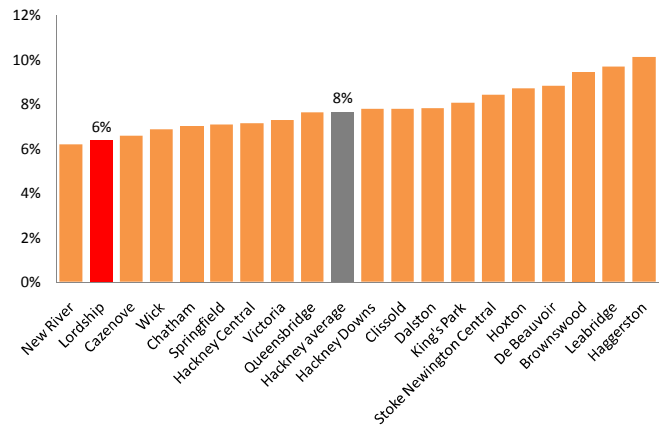
Conceptions among women aged under 18 years: rate per 1,000 women aged 15-17 (2006-2008)



Low birth weight babies

Low birth weight is a risk factor for infant mortality. In Hackney, 8% of live births weigh less than 2.5kg, compared to 7% in England. In Lordship, the rate is 6%.

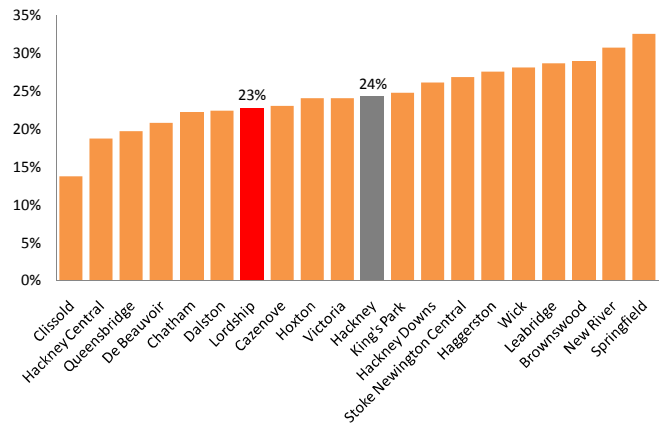
Percentage of live births under 2.5kg (2007-2009)



Childhood obesity

In Hackney, a quarter (24%) of all Year 6 school pupils are obese, higher than the national rate of 18%. In Lordship, 23% of Year 6 pupils resident in the ward are obese.

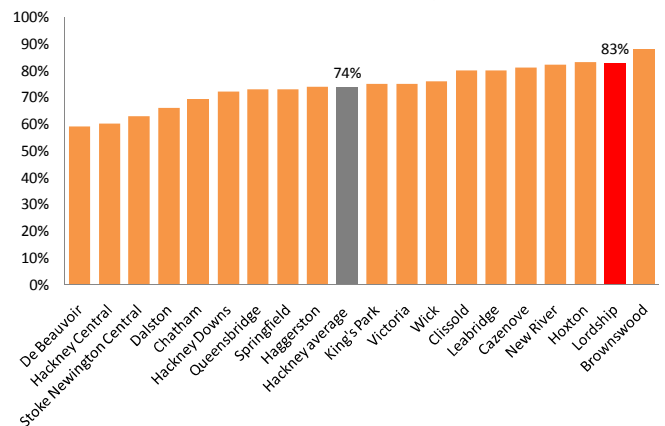
Percentage of Year 6 children who are obese (2008/09)



Educational achievement

Three quarters (74%) of children in Hackney achieved Level 4 or better in English at Key Stage 2 in 2009. The success rate was 83% in Lordship, above the Hackney average and the national average of 80%.

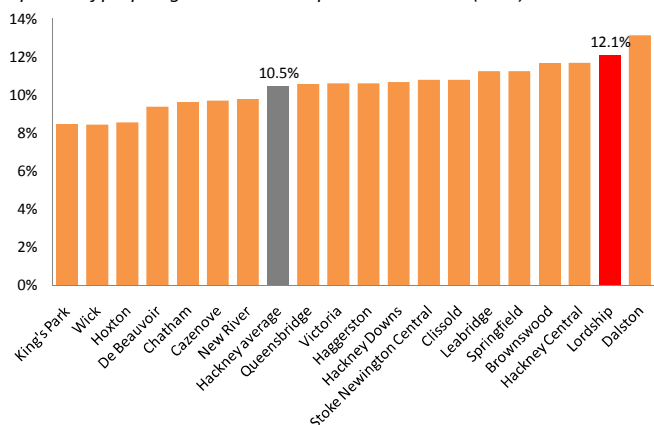
Percentage of children achieving Level 4 in English at Key Stage 2 (2009)



Older people supported to live at home

More than one in ten (10.5%) people aged 65 years or more in Hackney receives support from Hackney Council to help maintain their independence at home. The rate in Lordship is 12.1%.

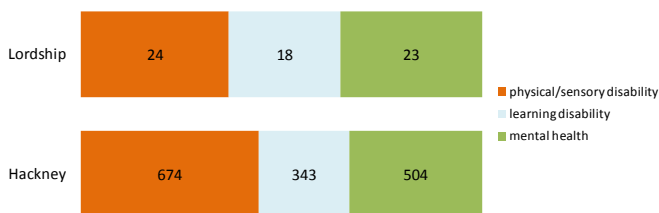
Proportion of people aged 65 or more helped to live at home (2010)



Social care for people of working age

Around 1% of the population aged 16-64 years in Hackney receives support from the Council to help maintain their independence at home. This includes, in Lordship, 24 people with a physical or sensory disability, 18 people with a learning disability and 23 with mental health problems.

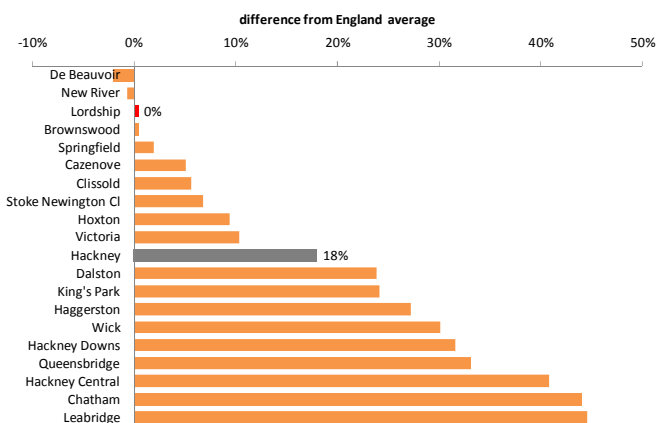
Number of people aged 16-64 years receiving support to live at home (2010)



Hospital admissions: emergencies

The emergency hospital admission rate is affected not only by the health of the population but also by the effectiveness of local services in supporting people who are ill to maintain their health and independence within the community. In Lordship there were 1,009 emergency admissions in 2006-07. The rate in Lordship is the third lowest in Hackney and average for England.

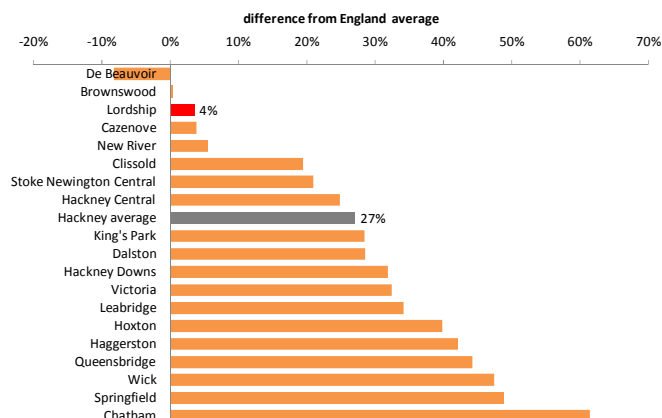
Age-standardised emergency admissions: difference from England (2006-07)



Mental health hospital admissions

In Hackney, admissions to hospital for mental health problems are higher than the average for England. Lordship has the third lowest rate in Hackney. There were 45 admissions in 2002-03.

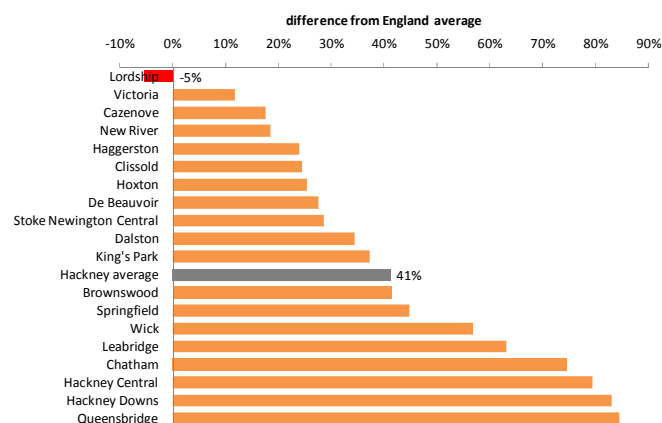
Age-standardised hospital admission rate for mental health: difference from England (2002-03)



Premature deaths (cardiovascular disease)

Cardiovascular disease is the biggest killer in Hackney. Around 5 people per year die prematurely from cardiovascular disease in Lordship. The premature death rate in Lordship is lower than both the Hackney and national averages.

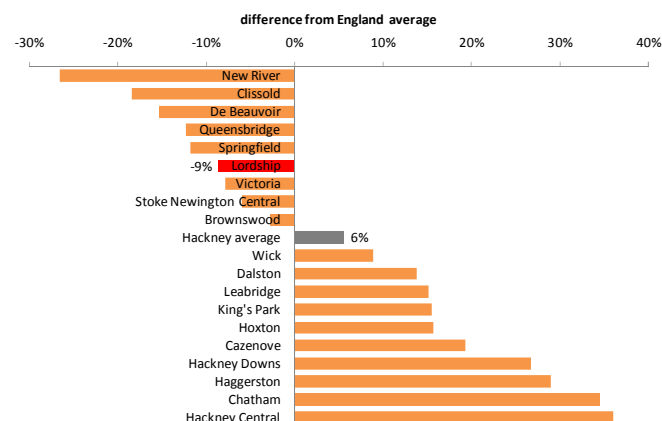
Age-standardised death rate among under 75s from circulatory diseases: difference from England (2003-07)



Premature deaths (cancers)

In Lordship, cancer kills around 7 people per year prematurely. The premature death rate in Lordship is lower than both the Hackney and national averages.

Age-standardised death rate among under 75s from cancers: difference from England (2003-07)



If you have questions about this profile, please contact **Dr Lesley Mountford**, Joint Director of Public Health (020 7683 4355, Lesley.Mountford@chpct.nhs.uk) or **David Woodhead**, Assistant Director, Health & Wellbeing (020 8356 7443, David.Woodhead@Hackney.gov.uk)