



Queensbridge ward: health & wellbeing profile

Queensbridge has an area of 1.08 square kilometres (0.67 square miles) and a population of 11,502.

The local councillors for Queensbridge are:

- Cllr Emma Plouviez (Labour)
- Cllr Tom Price (Labour)
- Cllr Patrick Vernon (Labour)

GPs

London Fields Medical Centre

38 Broadway Market, E8 4QJ. Tel: 020 7923 8100

Richmond Road Medical Centre

136 Richmond Road, E8 3HN. Tel: 020 7254 2298

Queensbridge Group Practice

24 Holly Street, E8 3XP. Tel: 020 7254 1101

Dentists

Hintzen Dental Surgery

275c Mare Street, E8 3NS. Tel: 020 8533 1353

Triangle Dental Surgery

157 Mare Street, E8 3RH. Tel: 020 8985 1622

Pharmacies

Clarks Healthcare Ltd.

68 Broadway Market, E8 4QJ. Tel: 020 7254 1730

Kingsland Pharmacy

409 Kingsland Road, E8 4AA. Tel: 020 7254 6910

Norlington Chemist

3 Broadway Market, E8 4PH. Tel: 020 7254 1568

Children's Centres

Ann Tayler Children's Centre

1-13 Triangle Road, Westgate Street, E8 3RP

Tel: 020 7275 6020

Mapledene Children's Centre

54 Mapledene Road, E8 3LE

Tel: 020 7249 8139

Leisure and play

Queensbridge Sports and Community Centre

30 Holly Street, E8 3XW

Tel: 020 7923 7773

London Fields & Lido

London Fields Westside, E8 3EU. Tel: 020 72549038

Albion Square Gardens

Albion Square, E8 4ES

Stonebridge Gardens

Haggerston Road, E8 4EP

Broadway Market Green and play area

Jackman Street, E8 4QXS

Evergreen Adventure Playground

Beehive Close, E8

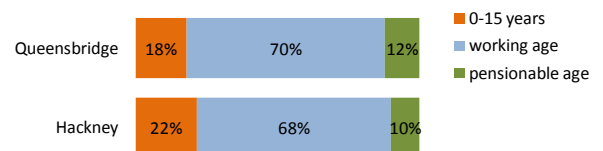
Regents Court Estate Play Area

Regents Court Estate, E8

Young, old and working age

Queensbridge's population is fairly typical for Hackney with a large working age population.

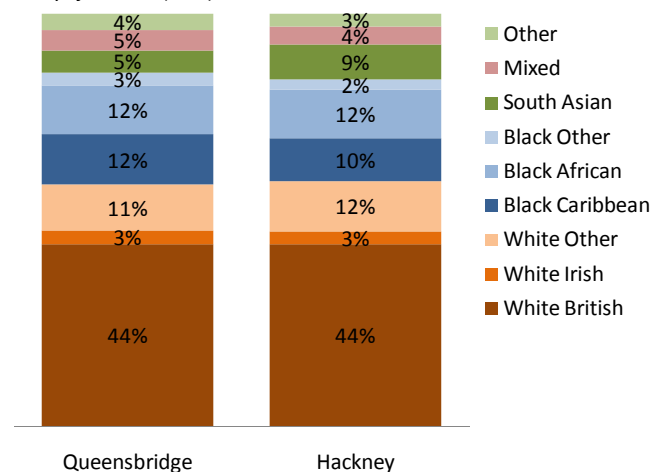
Broad age bands: 2009 population estimates



Ethnic profile

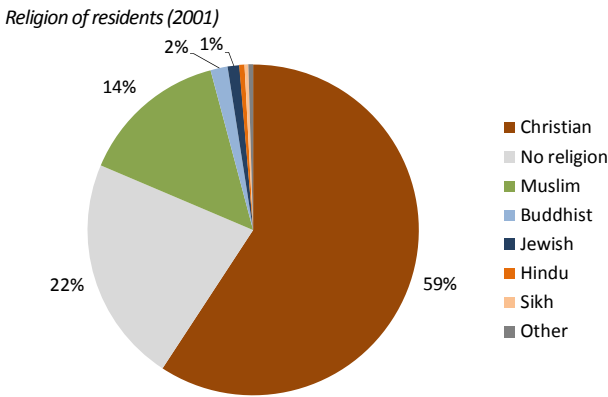
Described against the ethnic classification used in the 2001 Census, 58% of Queensbridge residents are White, 27% are Black, 5% are south Asian and 5% are of mixed ethnicity.

Ethnicity of residents (2001)



Religion

Data on the religion of the residents of Queensbridge is from the 2001 Census. This chart excludes people who did not state their religion (11%).



Carers

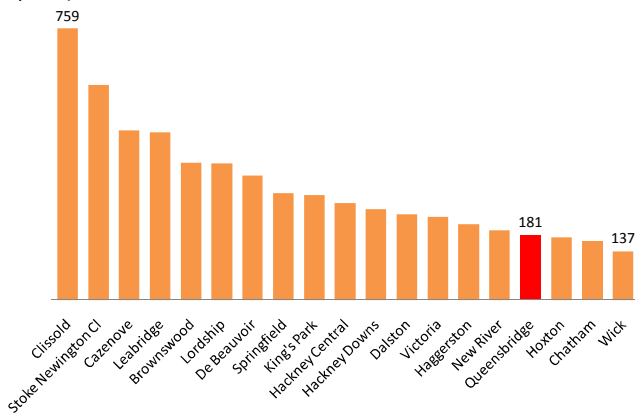
Carers play a vital role in supporting people with disability and illness in Hackney. In Queensbridge, in 2001, 8% of the population (815 people) provided regular unpaid care to a relative or friend. Of these carers:

- 60% provided care for 1-19 hours a week
- 14% provided care for 20-49 hours a week
- 26% provided care for 50 or more hours a week

Deprivation

All Hackney's wards are among the most deprived 10% of wards in the UK. Queensbridge is the fourth most deprived ward in Hackney.

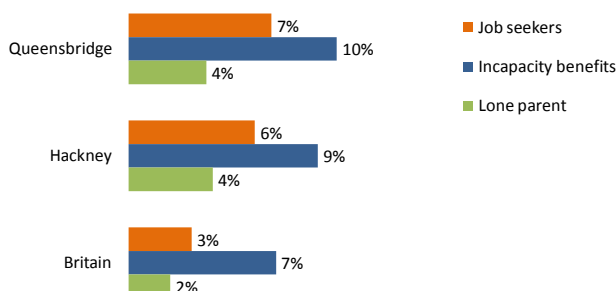
Index of Multiple Deprivation 2007: national rank out of 7,932 wards (1 = most deprived)



Welfare benefits

In Queensbridge, 7% of working age residents are claiming Job Seekers Allowance and 10% are claiming Incapacity Benefit.

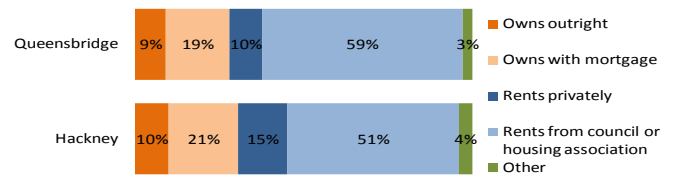
Benefit claimants: proportion of working age population (November 2010)



Housing tenure

Most of the residents of Queensbridge rent their home from a private landlord or from a housing association or the Council.

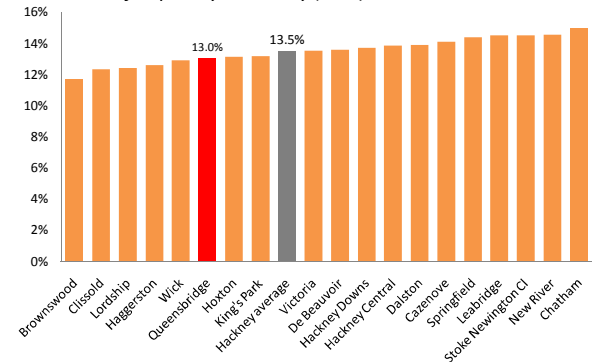
Tenure of households in Hackney (2001)



Fuel poverty

Hackney has the second highest fuel poverty rate of all London boroughs. Within Hackney the rate in Queensbridge is slightly below average. Rates will have risen since 2008 due to higher fuel prices.

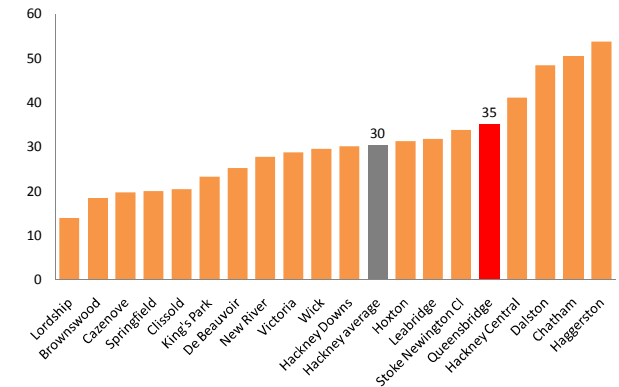
Households in fuel poverty in Hackney (2008)



Crime: violent crime and drugs offences

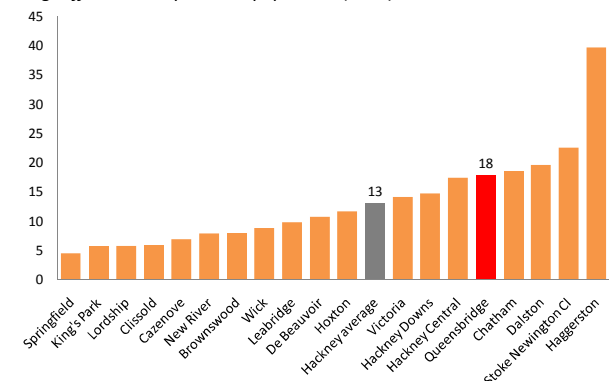
In Hackney 30 people in every 1,000 experience violent crime every year (the London average is 23). In Queensbridge, the rate of violent crime is 35 per 1,000 population per year.

Violent crime against the person: rate per 1,000 population (2010)



In Hackney there are 13 drugs offences for every 1,000 people per year (the London average is 9). In Queensbridge, there are 18 drugs offences per 1,000 population per year.

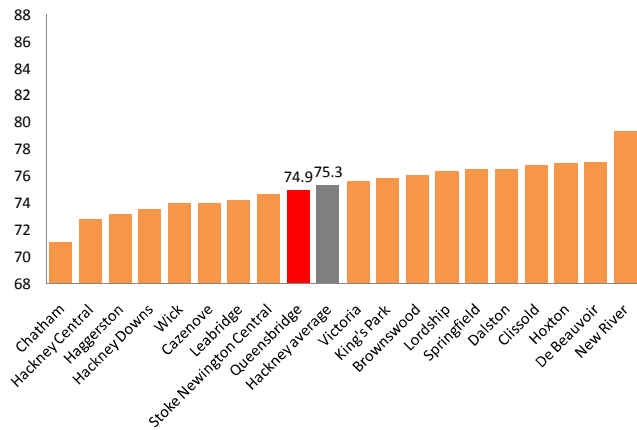
Drugs offences: rate per 1,000 population (2010)



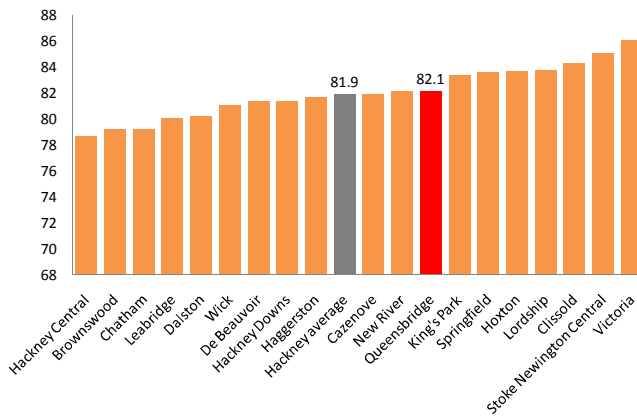
Life expectancy

In Hackney, as in the rest of England, women have a higher life expectancy than men. This is also true in Queensbridge. Male life expectancy in Queensbridge is average for Hackney but female life expectancy is slightly above average.

Life expectancy at birth for males, years (2003-07)



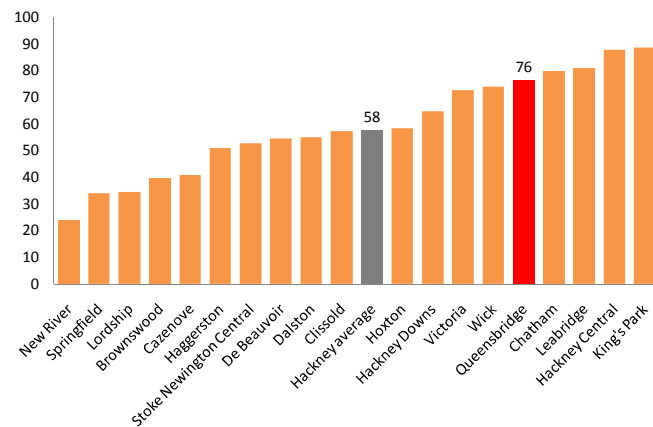
Life expectancy at birth for females, years (2003-07)



Teenage pregnancy

In Hackney, the annual conception rate among women aged under 18 was 58 per 1,000 teenage women aged 15-17 (between 2006 and 2008). This is considerably higher than the average for England of 41 conceptions per 1,000 teenage women. In Queensbridge, the rate was 76 per 1,000 teenage women (around 14 conceptions per year).

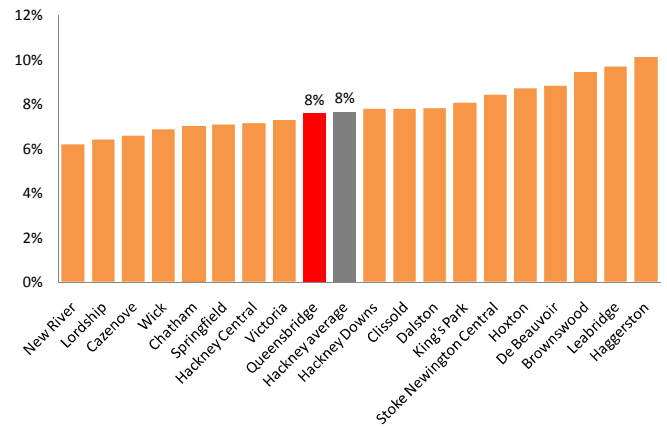
Conceptions among women aged under 18 years: rate per 1,000 women aged 15-17 (2006-2008)



Low birth weight babies

Low birth weight is a risk factor for infant mortality. In Hackney, 8% of live births weigh less than 2.5kg, compared to the 7% in England. In Queensbridge, the rate is 8%.

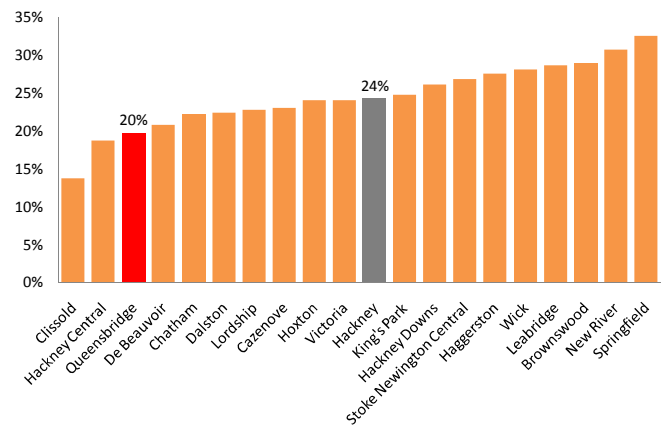
Percentage of live births under 2.5kg (2007-2009)



Childhood obesity

In Hackney, a quarter (24%) of all Year 6 school pupils are obese, higher than the national rate of 18%. In Queensbridge, 20% of Year 6 pupils resident in the ward are obese.

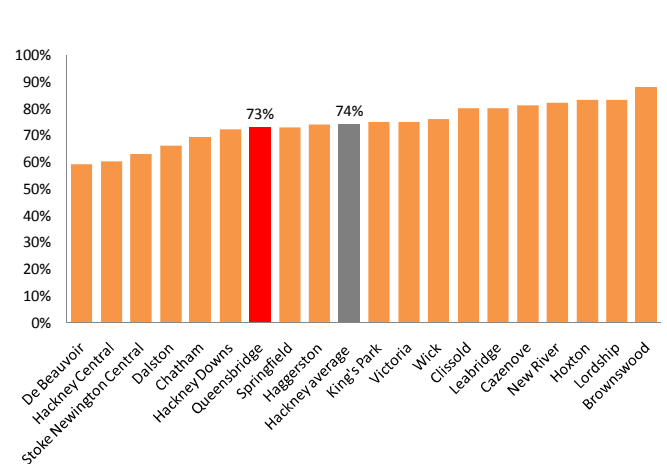
Percentage of Year 6 children who are obese (2008/09)



Educational achievement

Three quarters (74%) of children in Hackney achieved Level 4 or better in English at Key Stage 2 in 2009. The success rate was 73% in Queensbridge, average for Hackney but below the national average of 80%.

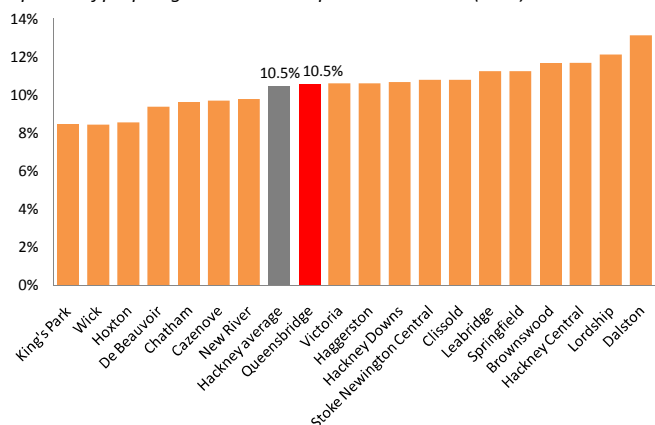
Percentage of children achieving Level 4 in English at Key Stage 2 (2009)



Older people supported to live at home

More than one in ten (10.5%) people aged 65 years or more in Hackney receives support from Hackney Council to help maintain their independence at home. The rate in Queensbridge is also 10.5%.

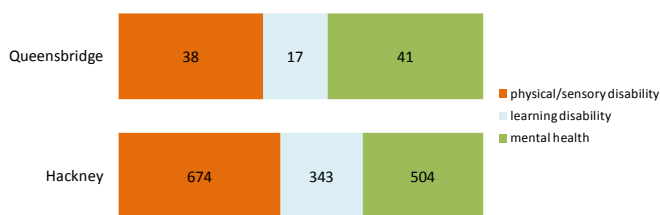
Proportion of people aged 65 or more helped to live at home (2010)



Social care for people of working age

Around 1% of the population aged 16-64 years in Hackney receives support from the Council to help maintain their independence at home. This includes, in Queensbridge, 38 people with a physical or sensory disability, 17 people with a learning disability and 41 with mental health problems.

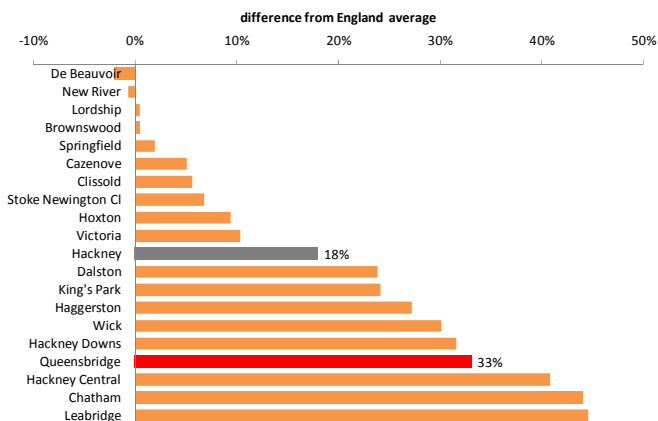
Number of people aged 16-64 years receiving support to live at home (2010)



Hospital admissions: emergencies

The emergency hospital admission rate is affected not only by the health of the population but also by the effectiveness of local services in supporting people who are ill to maintain their health and independence within the community. In Queensbridge there were 1,196 emergency admissions in 2006-07. The rate in Queensbridge is higher than both the Hackney and national averages.

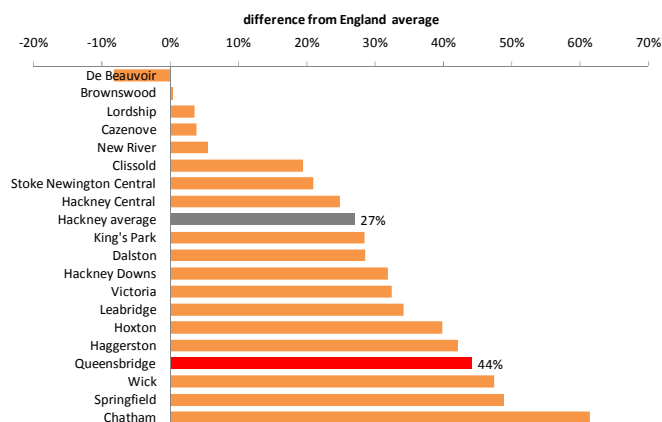
Age-standardised emergency admissions: difference from England (2006-07)



Mental health hospital admissions

In Hackney, admissions to hospital for mental health problems are higher than the average for England. Queensbridge has the fourth highest rate in Hackney. There were 58 admissions in 2002-03.

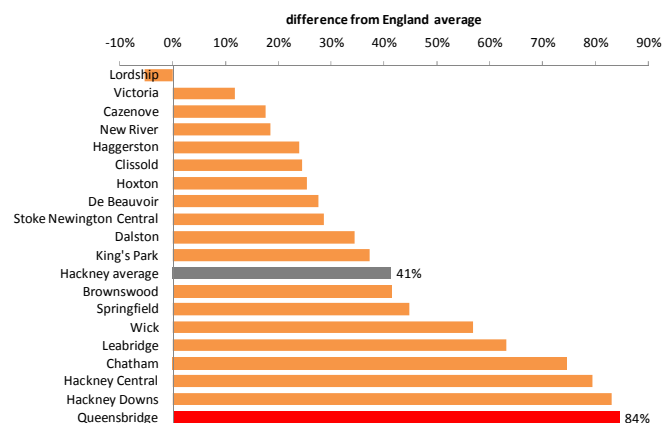
Age-standardised hospital admission rate for mental health: difference from England (2002-03)



Premature deaths (cardiovascular disease)

Cardiovascular disease is the biggest killer in Hackney. Around 13 people per year die prematurely from cardiovascular disease in Queensbridge. The premature death rate in Queensbridge is the highest in Hackney.

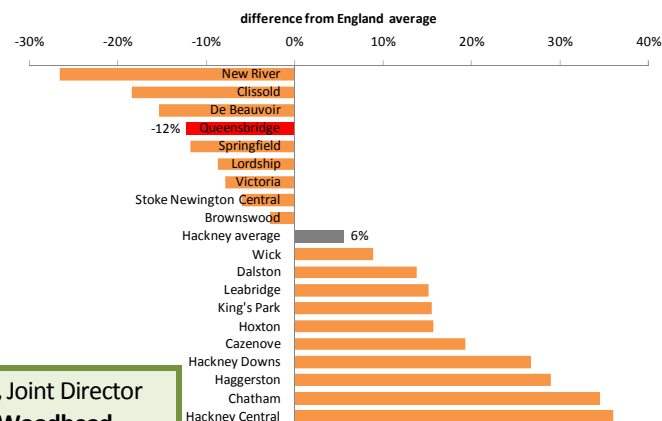
Age-standardised death rate among under 75s from circulatory diseases: difference from England (2003-07)



Premature deaths (cancers)

In Queensbridge, cancer kills around 9 people per year prematurely. The premature death rate in Queensbridge is lower than both the Hackney and national averages.

Age-standardised death rate among under 75s from cancers: difference from England (2003-07)



If you have questions about this profile, please contact **Dr Lesley Mountford**, Joint Director of Public Health (020 7683 4355, Lesley.Mountford@chpct.nhs.uk) or **David Woodhead**, Assistant Director, Health & Wellbeing (020 8356 7443, David.Woodhead@Hackney.gov.uk)