



# Stoke Newington Central: health & wellbeing profile

**Stoke Newington Central** has an area of 0.71 square kilometres (0.44 square miles) and a population of 11,174.

The local councillors for Stoke Newington Central are:

- Cllr Susan Fajana-Thomas (Labour)
- Cllr Rita Krishna (Labour)
- Cllr Louisa Thomson (Labour)

## GPs

### Brooke Road Surgery

40 Brooke Road, N16 7LR

Tel: 020 7254 5652

### The Somerford Grove Practice

Somerford Grove, N16 7UA

Tel: 020 7683 4888

## Dentists

### Ruberl Dental Surgery

186 Stoke Newington High Street, N16 7JD

Tel: 020 7254 8383

### Stoke Newington Dental Surgery

83 Stoke Newington High Street, N16 8EL

Tel: 020 7254 7542

## Pharmacies

### ABC Pharmacy

75-77 Stoke Newington Road, N16 8AD

Tel: 020 7241 0486

### Benjamin Chemist

190 Stoke Newington High Street, N16 7JD

Tel: 020 7254 2696

## Optometrists

### Eye Wear Optician

115 Stoke Newington High Street, N16 0PH

Tel: 020 7249 8647

### Infocus Optometrists

163 Stoke Newington Road, N16 8BP

Tel: 020 7254 9547

## Leisure and play

### Kynaston Gardens

Kynaston Avenue, N16 0DA

### West Hackney Recreation Ground

Evering Road, N16 7PX

### Shacklewell Road Play Area

Shacklewell Road, E8

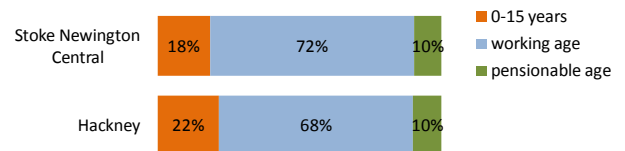
### Somerford Grove Play Area

Somerford Grove, N16

## Young, old and working age

Stoke Newington Central's population is fairly typical for Hackney with a large working age population.

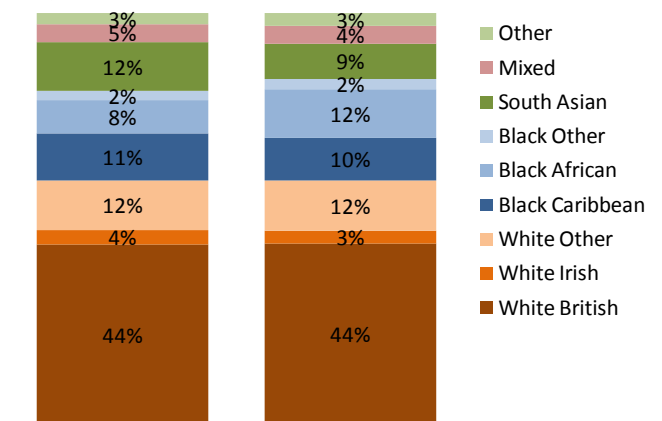
*Broad age bands: 2009 population estimates*



## Ethnic profile

Described against the ethnic classification used in the 2001 Census, 60% of Stoke Newington Central residents are White, 22% are Black, 12% are south Asian and 5% are of mixed ethnicity.

*Ethnicity of residents (2001)*



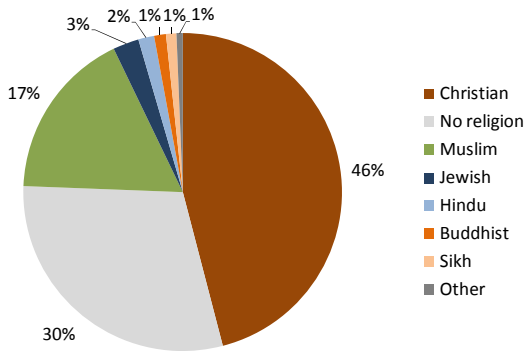
Stoke Newington Central

Hackney

## Religion

Data on the religion of the residents of Stoke Newington Central is from the 2001 Census. This chart excludes people who did not state their religion (11%).

Religion of residents (2001)



## Carers

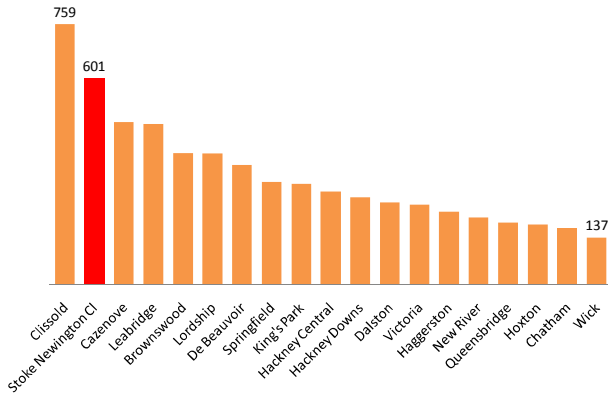
Carers play a vital role in supporting people with disability and illness in Hackney. In Stoke Newington Central, in 2001, 8% of the population (827 people) provided regular unpaid care to a relative or friend. Of these carers:

- 65% provided care for 1-19 hours a week
- 14% provided care for 20-49 hours a week
- 21% provided care for 50 or more hours a week

## Deprivation

All Hackney's wards are among the most deprived 10% of wards in the UK. Stoke Newington Central is the second least deprived ward in Hackney.

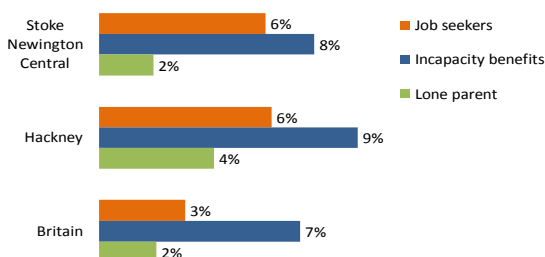
Index of Multiple Deprivation 2007: national rank out of 7,932 wards (1 = most deprived)



## Welfare benefits

In Stoke Newington Central, 6% of working age residents are claiming Job Seekers Allowance and 8% are claiming Incapacity Benefit.

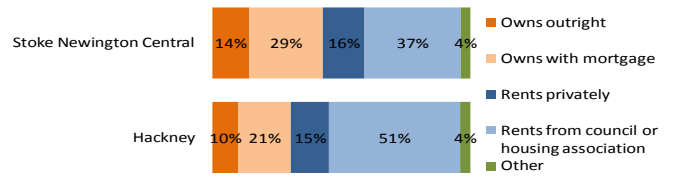
Benefit claimants: proportion of working age population (November 2010)



## Housing tenure

For Hackney, Stoke Newington Central has a relatively high proportion of owner occupiers, though more households rent than own their homes.

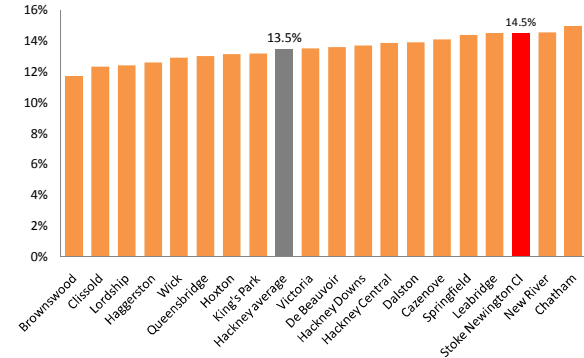
Tenure of households in Hackney (2001)



## Fuel poverty

Hackney has the second highest fuel poverty rate in London. Within Hackney, Stoke Newington Central has the third highest rate. Rates will have risen since 2008 due to higher fuel prices.

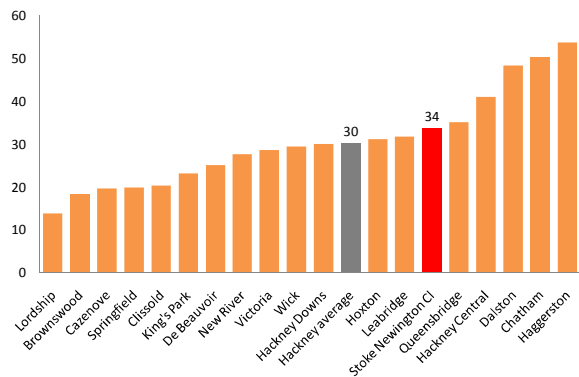
Households in fuel poverty in Hackney (2008)



## Crime: violent crime and drugs offences

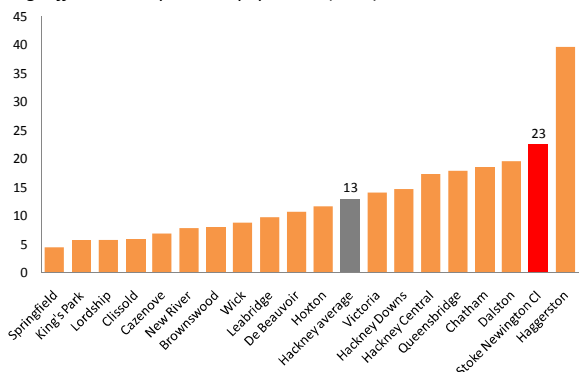
In Hackney 30 people in every 1,000 experience violent crime every year (the London average is 23). In Stoke Newington Central, the rate of violent crime is 34 per 1,000 population per year.

Violent crime against the person: rate per 1,000 population (2010)



In Hackney there are 13 drugs offences for every 1,000 people per year (the London average is 9). In Stoke Newington Central, there are 23 drugs offences per 1,000 population per year.

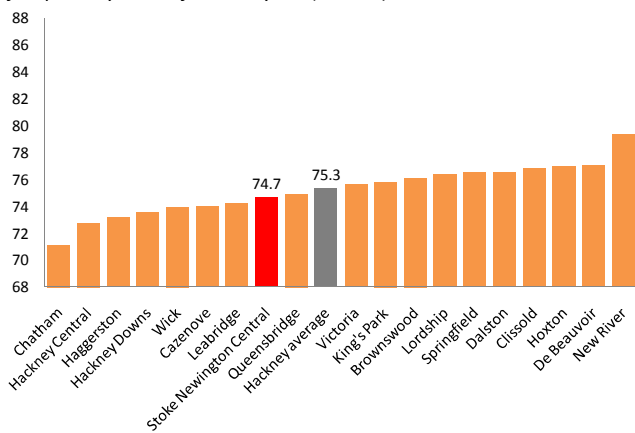
Drugs offences: rate per 1,000 population (2010)



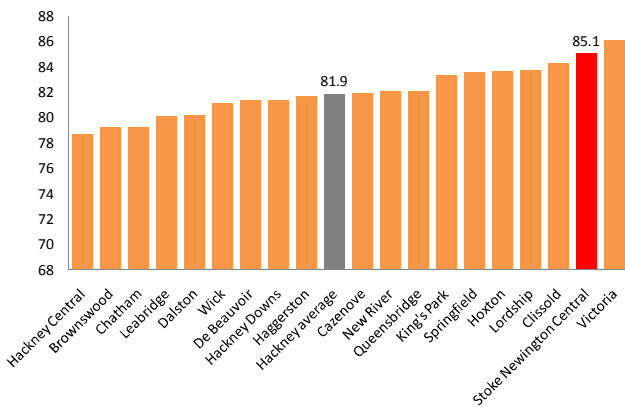
## Life expectancy

In Hackney, as in the rest of England, women have a higher life expectancy than men. This is also true in Stoke Newington Central. Male life expectancy in Stoke Newington Central is slightly below average for Hackney but female life expectancy is well above average.

Life expectancy at birth for males, years (2003-07)



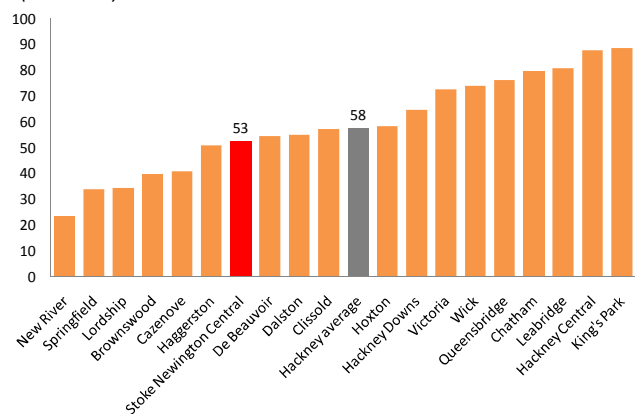
Life expectancy at birth for females, years (2003-07)



## Teenage pregnancy

In Hackney, the annual conception rate among women aged under 18 was 58 per 1,000 teenage women aged 15-17 (between 2006 and 2008). This is considerably higher than the average for England of 41 conceptions per 1,000 teenage women. In Stoke Newington Central, the rate was 53 per 1,000 teenage women (around 7 conceptions per year).

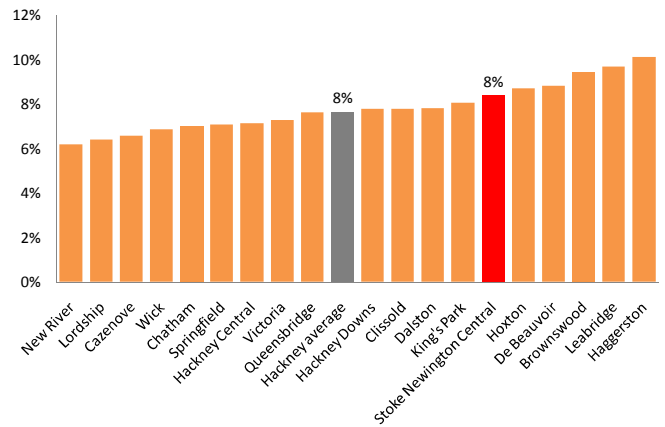
Conceptions among women aged under 18 years: rate per 1,000 women aged 15-17 (2006-2008)



## Low birth weight babies

Low birth weight is a risk factor for infant mortality. In Hackney, 8% of live births weigh less than 2.5kg, compared to 7% in England. In Stoke Newington Central, the rate is also 8%.

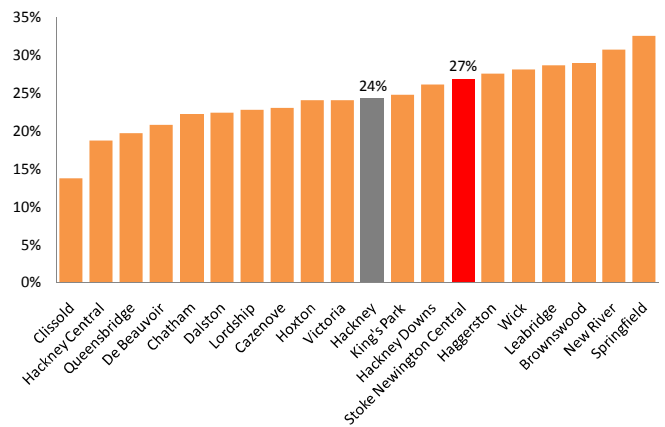
Percentage of live births under 2.5kg (2007-2009)



## Childhood obesity

In Hackney, a quarter (24%) of all Year 6 school pupils are obese, higher than the national rate of 18%. In Stoke Newington Central, 27% of Year 6 pupils resident in the ward are obese.

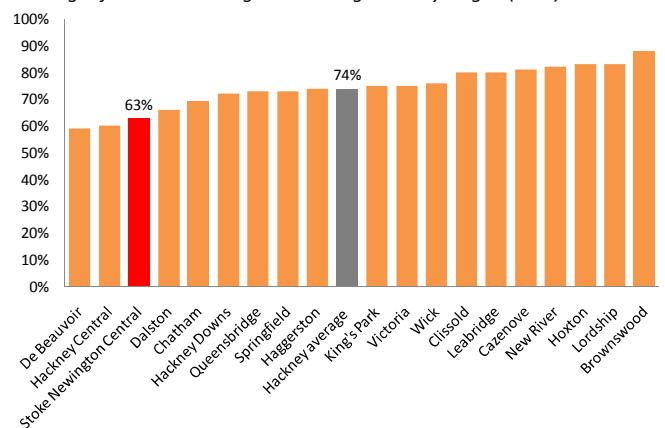
Percentage of Year 6 children who are obese (2008/09)



## Educational achievement

Three quarters (74%) of children in Hackney achieved Level 4 or better in English at Key Stage 2 in 2009. The success rate was 63% in Stoke Newington Central, below the Hackney average and the national average of 80%.

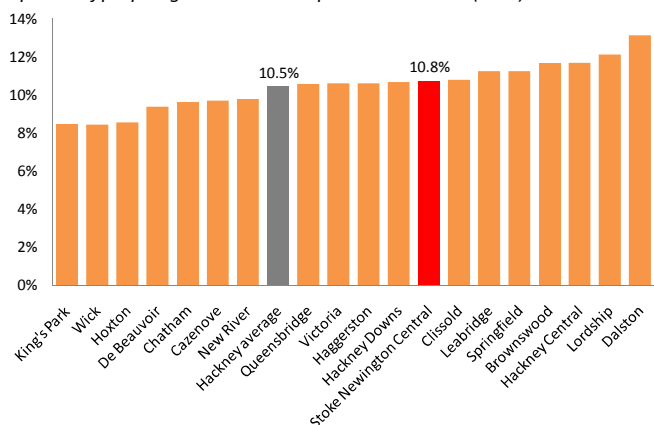
Percentage of children achieving Level 4 in English at Key Stage 2 (2009)



## Older people supported to live at home

More than one in ten (10.5%) people aged 65 years or more in Hackney receives support from Hackney Council to help maintain their independence at home. The rate in Stoke Newington Central is 10.8%.

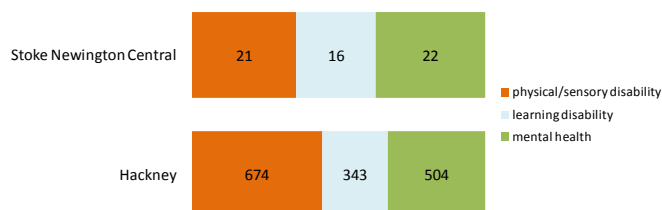
Proportion of people aged 65 or more helped to live at home (2010)



## Social care for people of working age

Around 1% of the population aged 16-64 years in Hackney receives support from the Council to help maintain their independence at home. This includes, in Stoke Newington Central, 21 people with a physical or sensory disability, 16 people with a learning disability and 22 with mental health problems.

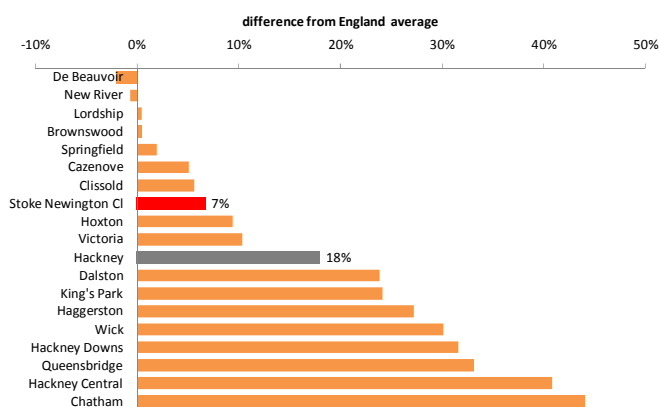
Number of people aged 16-64 years receiving support to live at home (2010)



## Hospital admissions: emergencies

The emergency hospital admission rate is affected not only by the health of the population but also by the effectiveness of local services in supporting people who are ill to maintain their health and independence within the community. In Stoke Newington Central there were 910 emergency admissions in 2006-07. The rate in Stoke Newington Central is below the Hackney average but above the national average.

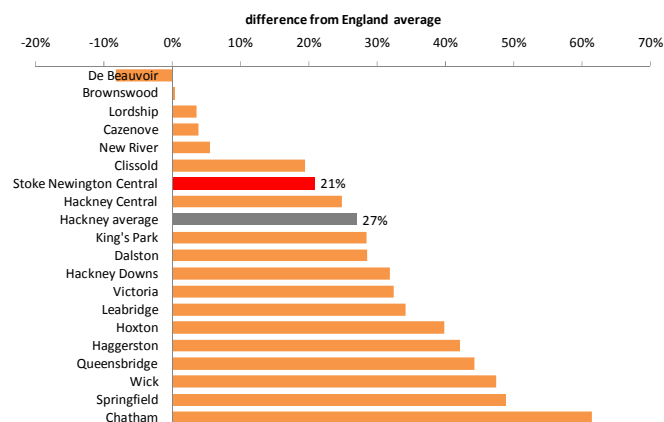
Age-standardised emergency admissions: difference from England (2006-07)



## Mental health hospital admissions

In Hackney, admissions to hospital for mental health problems are higher than the average for England. The rate in Stoke Newington Central is below average for Hackney. There were 48 admissions in 2002-03.

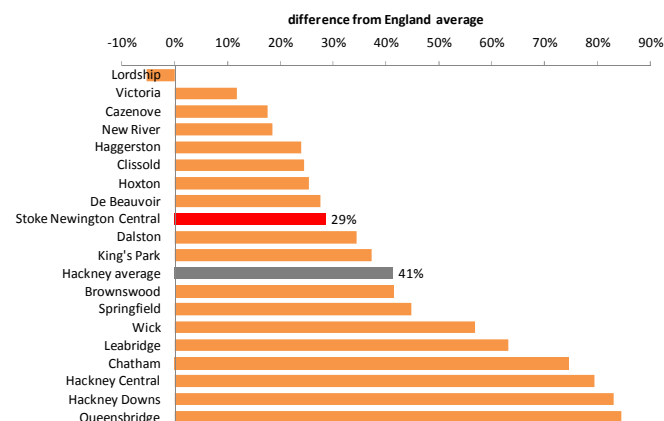
Age-standardised hospital admission rate for mental health: difference from England (2002-03)



## Premature deaths (cardiovascular disease)

Cardiovascular disease is the biggest killer in Hackney. Around 8 people per year die prematurely from cardiovascular disease in Stoke Newington Central. The local premature death rate is below average for Hackney but above average for England.

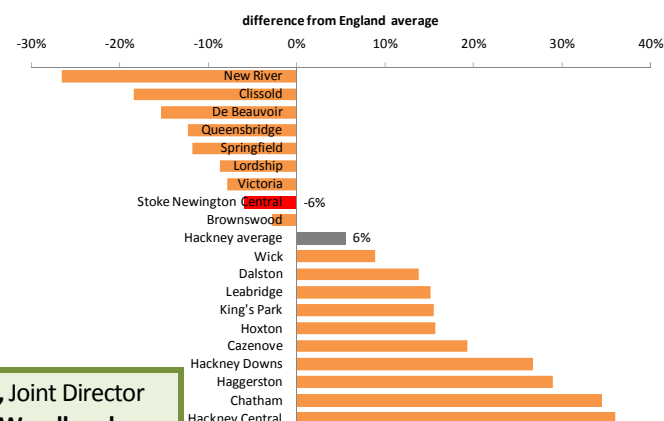
Age-standardised death rate among under 75s from circulatory diseases: difference from England (2003-07)



## Premature deaths (cancers)

In Stoke Newington Central, cancer kills around 8 people per year prematurely. The local premature death rate is lower than both the Hackney and national averages.

Age-standardised death rate among under 75s from cancers: difference from England (2003-07)



If you have questions about this profile, please contact **Dr Lesley Mountford**, Joint Director of Public Health (020 7683 4355, [Lesley.Mountford@chpct.nhs.uk](mailto:Lesley.Mountford@chpct.nhs.uk)) or **David Woodhead**, Assistant Director, Health & Wellbeing (020 8356 7443, [David.Woodhead@Hackney.gov.uk](mailto:David.Woodhead@Hackney.gov.uk))