



# Victoria ward: health & wellbeing profile

**Victoria** has an area of 0.8 square kilometres (0.5 square miles) and a population of 12,066. It is the most populous ward in Hackney.

The local councillors for Victoria are:

- Cllr Katie Hanson (Labour)
- Cllr Daniel Kemp (Labour)
- Cllr Geoff Taylor (Labour)

## GPs

**Elsdale Street Surgery**  
28 Elsdale Street, E9 6QY  
Tel: 0844 477 8763

**Well Street Surgery**  
28 Shore Road, E9 7TA  
Tel: 020 8985 2050

## Dentists

**Donnelly Dental Surgery**  
139 Well Street, E9 7LJ  
Tel: 020 8985 9828

## Pharmacies

**K. Sonigra Chemist**  
44 Well Street, E9 7PX  
Tel: 020 8986 4549

**Victoria Park Pharmacy**  
215-217 Victoria Park Road, E9 7HD  
Tel: 020 8985 1717

## Optometrists

**C. Frydman Opticians**  
82 Mare Street, E8 3SG  
Tel: 020 8985 2479

## Leisure and play

**Well Street Common**  
Meynell Crescent, E9 7AS

**St John of Jerusalem Churchyard**  
Church Crescent, E9 7EY

**St Thomas's Square**  
E9 7PN

**St Thomas Long Burial Ground**  
St Thomas's Square, E9 7PN

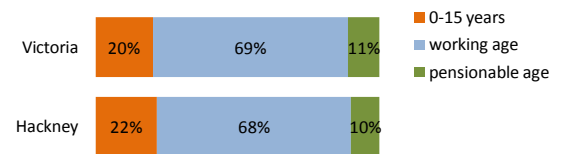
**St Thomas Recreation Ground**  
St Thomas's Square, E9 7PN

**Frampton Park Estate Play Area**  
Frampton Park Road, E9

## Young, old and working age

Victoria's population is typical for Hackney with a large working age population.

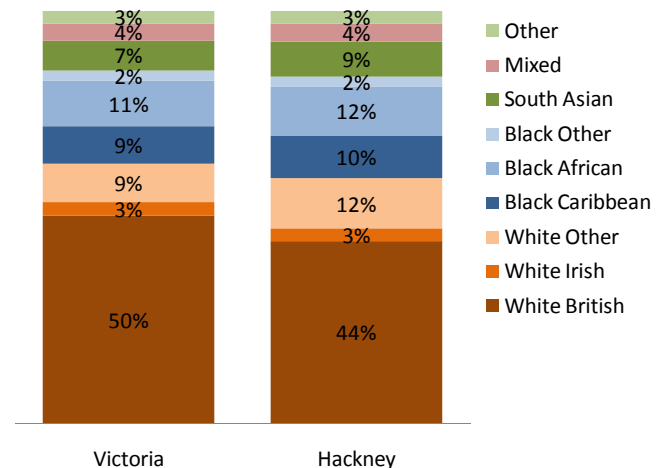
Broad age bands: 2009 population estimates



## Ethnic profile

Described against the ethnic classification used in the 2001 Census, 63% of Victoria residents are White, 23% are Black, 7% are south Asian and 4% are of mixed ethnicity.

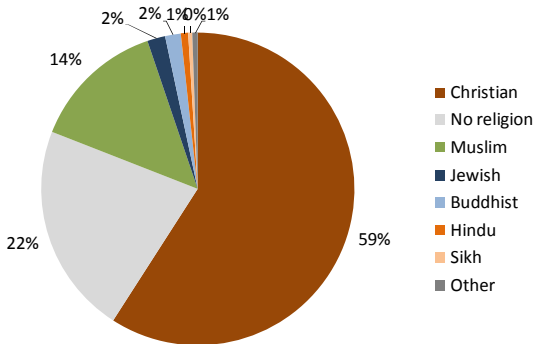
Ethnicity of residents (2001)



## Religion

Data on the religion of the residents of Victoria is from the 2001 Census. This chart excludes people who did not state their religion (11%).

Religion of residents (2001)



## Carers

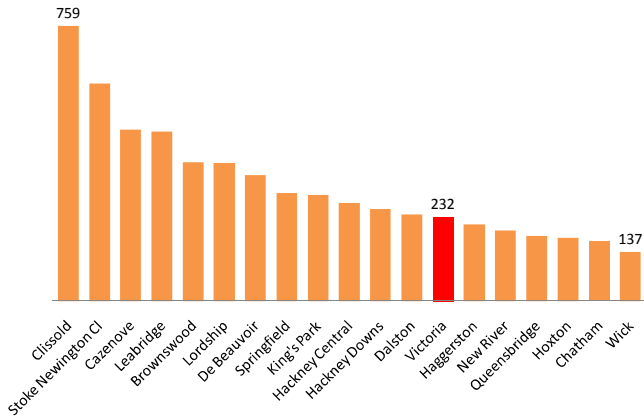
Carers play a vital role in supporting people with disability and illness in Hackney. In Victoria, in 2001, 8% of the population (948 people) provided regular unpaid care to a relative or friend. Of these carers:

- 63% provided care for 1-19 hours a week
- 15% provided care for 20-49 hours a week
- 22% provided care for 50 or more hours a week

## Deprivation

All Hackney's wards are among the most deprived 10% of wards in the UK. Victoria is the 7th most deprived ward in Hackney.

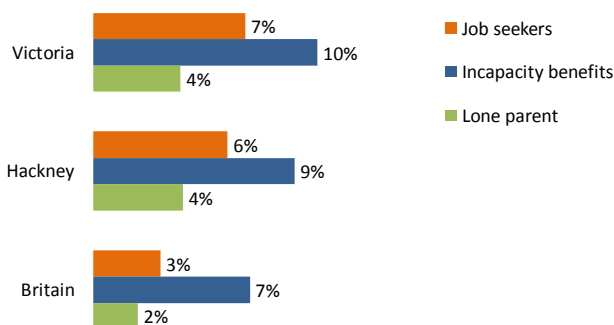
Index of Multiple Deprivation 2007: national rank out of 7,932 wards (1 = most deprived)



## Welfare benefits

In Victoria, 7% of working age residents are claiming Job Seekers Allowance and 10% are claiming Incapacity Benefit.

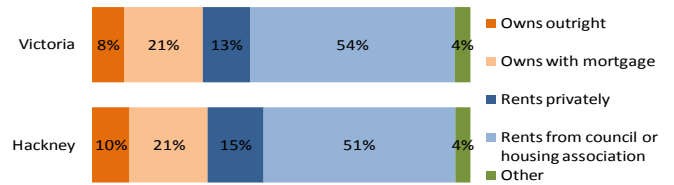
Benefit claimants: proportion of working age population (November 2010)



## Housing tenure

Most of the residents of Victoria rent their home either from a private landlord or from a housing association or the Council.

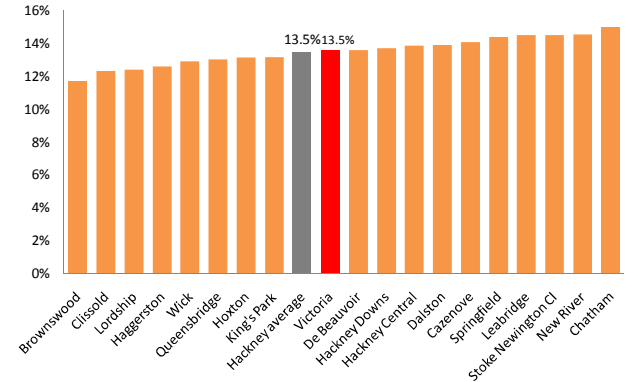
Tenure of households in Hackney (2001)



## Fuel poverty

Hackney has the second highest fuel poverty rate of all London boroughs. Within Hackney, Victoria has an average rate. Rates will have risen since 2008 due to higher fuel prices.

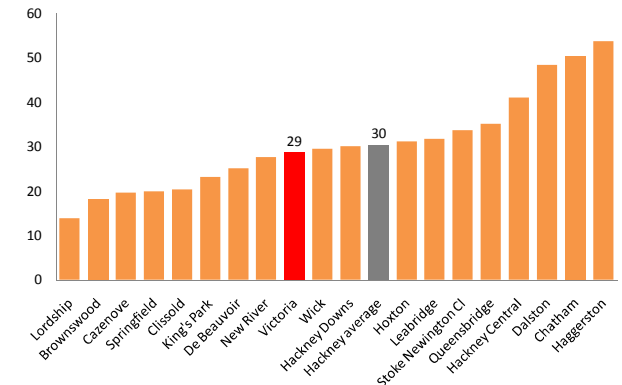
Households in fuel poverty in Hackney (2008)



## Crime: violent crime and drugs offences

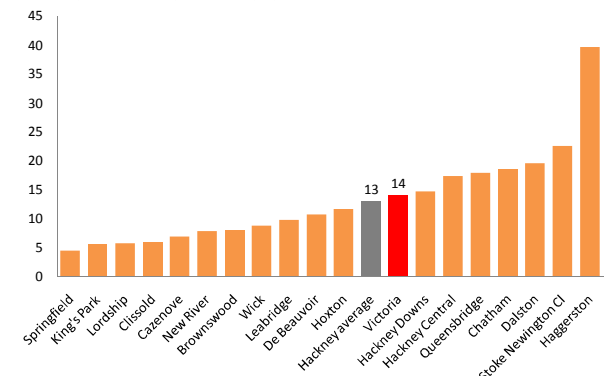
In Hackney 30 people in every 1,000 experience violent crime every year (the London average is 23). In Victoria, the rate of violent crime is 29 per 1,000 population per year.

Violent crime against the person: rate per 1,000 population (2010)



In Hackney there are 13 drugs offences for every 1,000 people per year (the London average is 9). In Victoria, there are 14 drugs offences per 1,000 population per year.

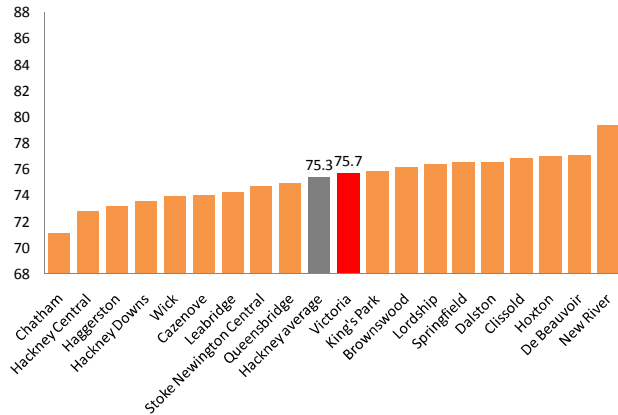
Drugs offences: rate per 1,000 population (2010)



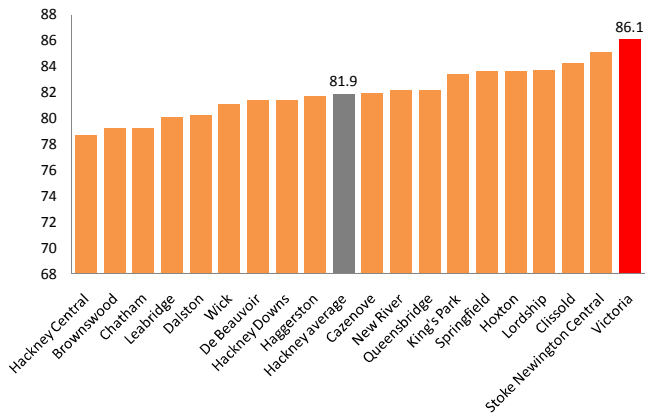
## Life expectancy

In Hackney, as in the rest of England, women have a higher life expectancy than men. This is also true in Victoria. Male life expectancy in Victoria is average for Hackney but female life expectancy is the highest in the borough.

Life expectancy at birth for males, years (2003-07)



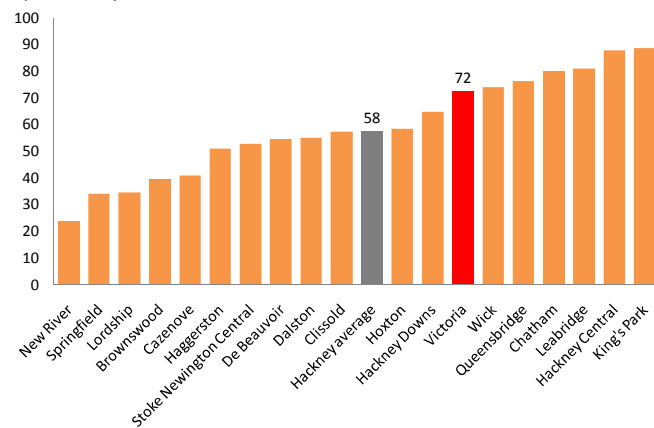
Life expectancy at birth for females, years (2003-07)



## Teenage pregnancy

In Hackney, the annual conception rate among women aged under 18 was 58 per 1,000 teenage women aged 15-17 (between 2006 and 2008). This is considerably higher than the average for England of 41 conceptions per 1,000 teenage women. In Victoria, the rate was 72 per 1,000 teenage women (around 13 conceptions per year).

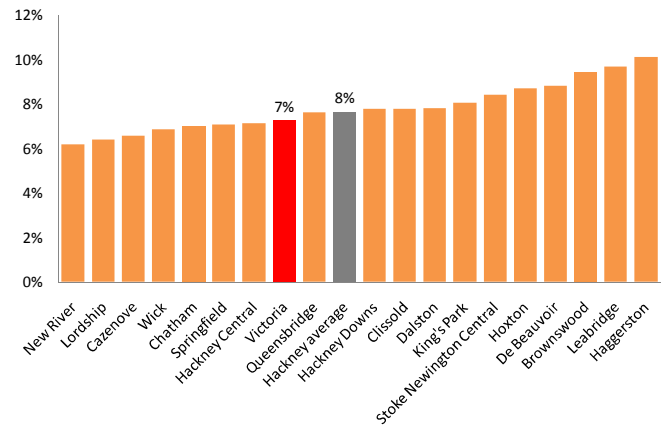
Conceptions among women aged under 18 years: rate per 1,000 women aged 15-17 (2006-2008)



## Low birth weight babies

Low birth weight is a risk factor for infant mortality. In Hackney, 8% of live births weigh less than 2.5kg, compared to 7% in England. In Victoria, the rate is 7%.

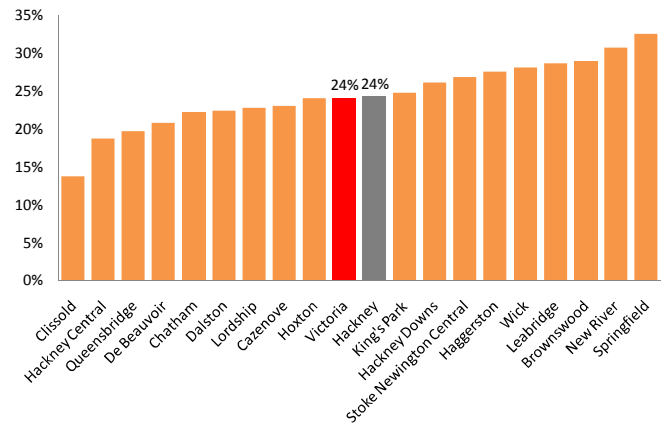
Percentage of live births under 2.5kg (2007-2009)



## Childhood obesity

In Hackney, a quarter (24%) of all Year 6 school pupils are obese, higher than the national rate of 18%. In Victoria, 24% of Year 6 pupils resident in the ward are obese.

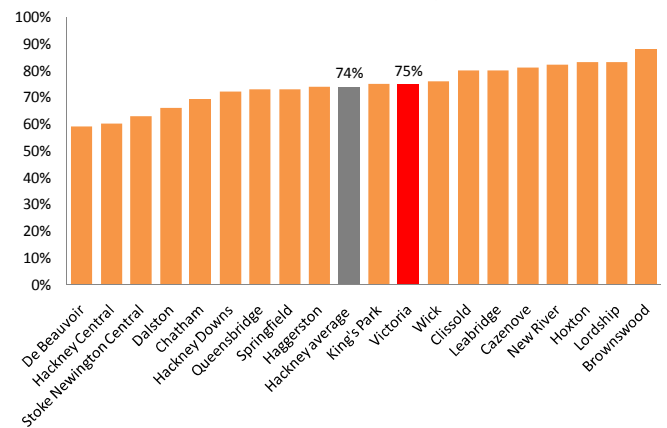
Percentage of Year 6 children who are obese (2008/09)



## Educational achievement

Three quarters (74%) of children in Hackney achieved Level 4 or better in English at Key Stage 2 in 2009. The success rate was 75% in Victoria, average for Hackney but below the national average of 80%.

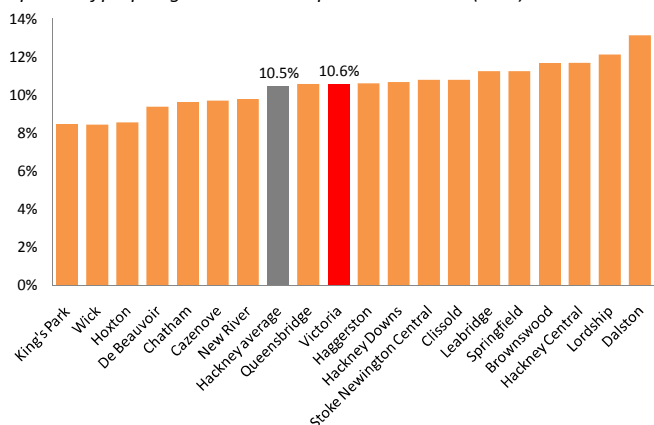
Percentage of children achieving Level 4 in English at Key Stage 2 (2009)



## Older people supported to live at home

More than one in ten (10.5%) people aged 65 years or more in Hackney receives support from Hackney Council to help maintain their independence at home. The rate in Victoria is 10.6%.

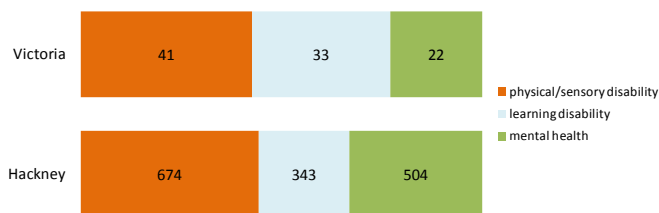
Proportion of people aged 65 or more helped to live at home (2010)



## Social care for people of working age

Around 1% of the population aged 16-64 years in Hackney receives support from the Council to help maintain their independence at home. This includes, in Victoria, 41 people with a physical or sensory disability, 33 people with a learning disability and 22 with mental health problems.

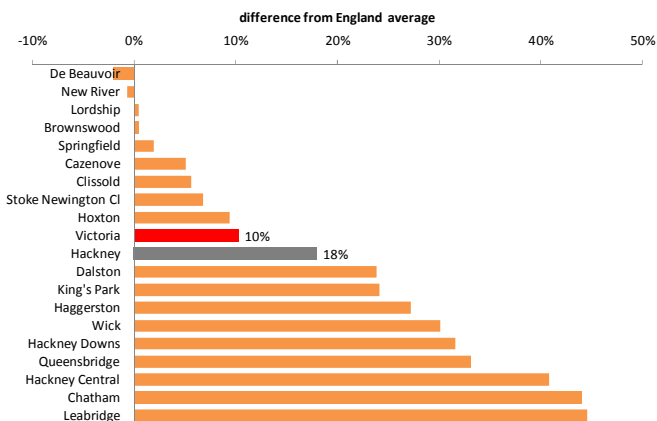
Number of people aged 16-64 years receiving support to live at home (2010)



## Hospital admissions: emergencies

The emergency hospital admission rate is affected not only by the health of the population but also by the effectiveness of local services in supporting people who are ill to maintain their health and independence within the community. In Victoria there were 1,144 emergency admissions in 2006-07. The rate in Victoria is below the Hackney average but above the national average.

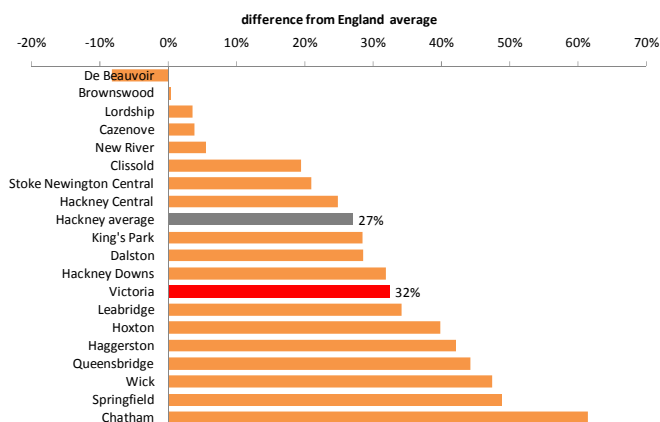
Age-standardised emergency admissions: difference from England (2006-07)



## Mental health hospital admissions

In Hackney, admissions to hospital for mental health problems are higher than the average for England. The rate in Victoria is above average for Hackney. There were 63 admissions in 2002-03.

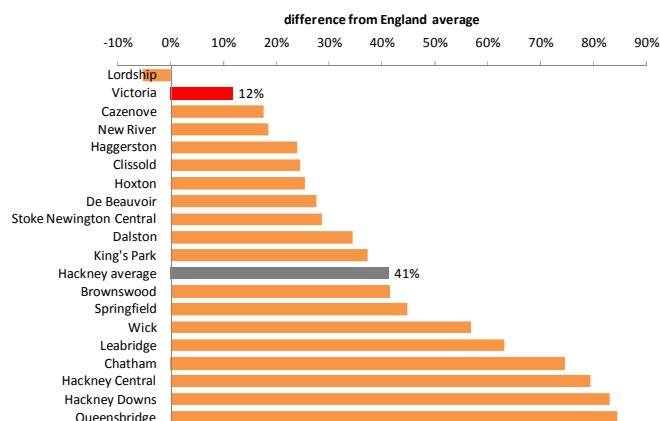
Age-standardised hospital admission rate for mental health: difference from England (2002-03)



## Premature deaths (cardiovascular disease)

Cardiovascular disease is the biggest killer in Hackney. Around 8 people per year die prematurely from cardiovascular disease in Victoria. The premature death rate in Victoria is low for Hackney but above average for England.

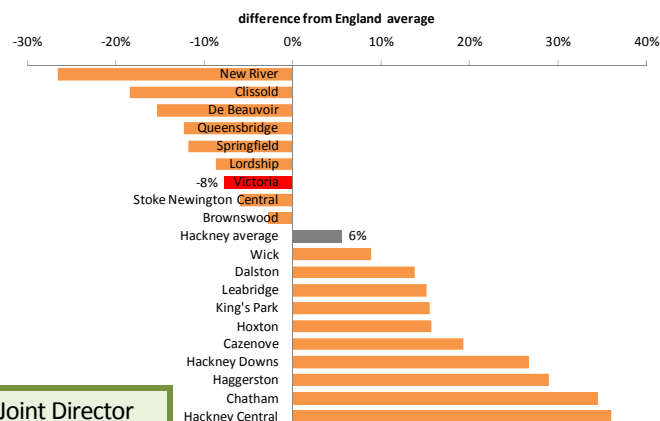
Age-standardised death rate among under 75s from circulatory diseases: difference from England (2003-07)



## Premature deaths (cancers)

In Victoria, cancer kills around 9 people per year prematurely. The premature death rate in Victoria is lower than both the Hackney and national averages.

Age-standardised death rate among under 75s from cancers: difference from England (2003-07)



If you have questions about this profile, please contact **Dr Lesley Mountford**, Joint Director of Public Health (020 7683 4355, [Lesley.Mountford@chpct.nhs.uk](mailto:Lesley.Mountford@chpct.nhs.uk)) or **David Woodhead**, Assistant Director, Health & Wellbeing (020 8356 7443, [David.Woodhead@Hackney.gov.uk](mailto:David.Woodhead@Hackney.gov.uk))