



Wick ward: health & wellbeing profile

Wick has an area of 1.63 square kilometres (just over one square mile) and a population of 10, 813.

The local councillors for Wick are:

- Cllr Anntoinette Bramble (Labour)
- Cllr Christopher Kennedy (Labour)
- Cllr Jessica Webb (Labour)

GPs

Trowbridge Practice

18 Merriam Avenue, E9 5NE

Tel: 020 8986 7781

Wick Health Centre

200 Wick Road, E9 5AN

Tel: 020 8986 6341

Dentists

Well Street Dental Surgery

220 Well Street, E9 6QT

Tel: 020 8533 0626

Pharmacies

Bees Pharmacy

261 Wick Road, E9 5DG

Tel: 020 8985 5265

Clockwork Pharmacy

224 Well Street, E9 6QT

Tel: 020 8985 1157

Optometrists

Infocus Optometrists

204 Well Street, E9 6QT

Tel: 020 8986 6351

Children's Centres

Gainsborough Children's Centre

Berkshire Road, E9 5ND

Tel: 020 8525 9020

Wentworth Nursery School and Children's Centre

Cassland Road, E9 5BY

Tel: 020 8985 3491

Leisure and play

Mabley Green

Lee Conservancy Road, E9 5RN

Cassland Crescent

Cassland Road, E9 7AL

Well Street Common

Meynell Crescent, E9 7AS

Gascoyne Play Area

Hartlake Road, E9

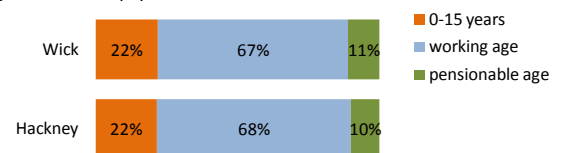
Trowbridge Village Green Play Area

Eastway, E9

Young, old and working age

Wick's population is typical for Hackney with a large working age population.

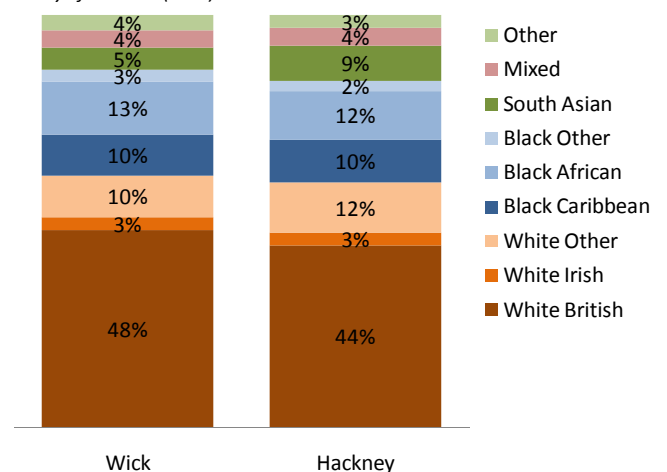
Broad age bands: 2009 population estimates



Ethnic profile

Described against the ethnic classification used in the 2001 Census, 61% of Wick residents are White, 26% are Black, 5% are south Asian and 4% are of mixed ethnicity.

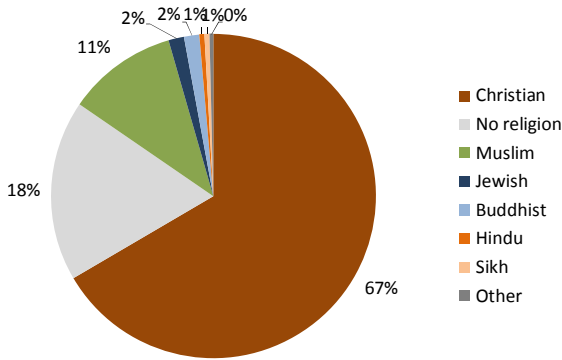
Ethnicity of residents (2001)



Religion

Data on the religion of the residents of Wick is from the 2001 Census. This chart excludes people who did not state their religion (12%).

Religion of residents (2001)



Carers

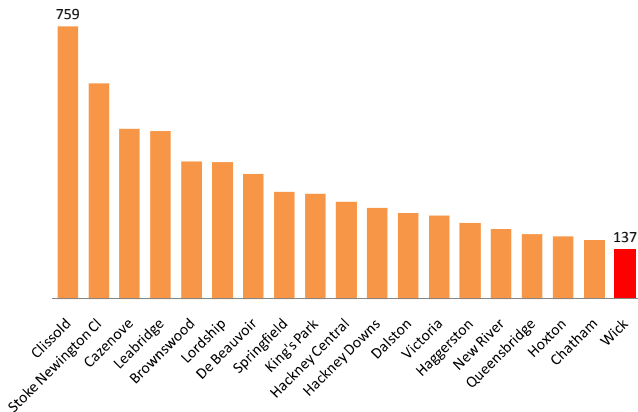
Carers play a vital role in supporting people with disability and illness in Hackney. In Wick, in 2001, 8% of the population (860 people) provided regular unpaid care to a relative or friend. Of these carers:

- 54% provided care for 1-19 hours a week
- 15% provided care for 20-49 hours a week
- 31% provided care for 50 or more hours a week

Deprivation

All Hackney's wards are among the most deprived 10% of wards in the UK. Wick is the most deprived ward in Hackney.

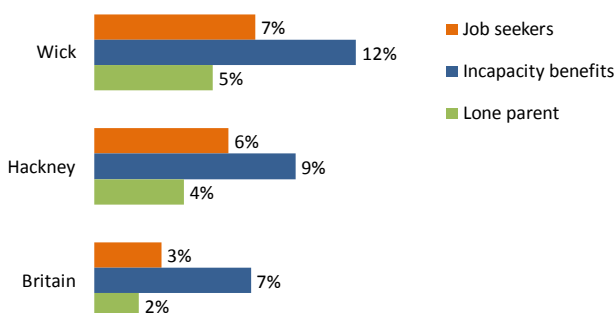
Index of Multiple Deprivation 2007: national rank out of 7,932 wards (1 = most deprived)



Welfare benefits

In Wick, 7% of working age residents are claiming Job Seekers Allowance and 12% are claiming Incapacity Benefit.

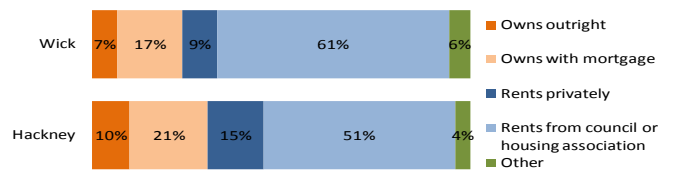
Benefit claimants: proportion of working age population (November 2010)



Housing tenure

Most of the residents of Wick rent their home either from a private landlord or from a housing association or the Council.

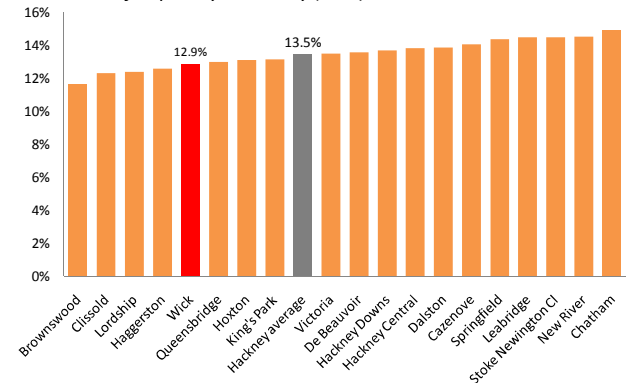
Tenure of households in Hackney (2001)



Fuel poverty

Hackney has the second highest fuel poverty rate of all London boroughs. Within Hackney, Wick has the fifth lowest rate. Rates will have risen since 2008 due to higher fuel prices.

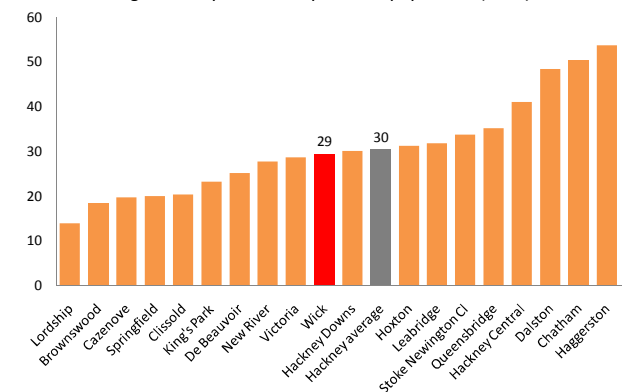
Households in fuel poverty in Hackney (2008)



Crime: violent crime and drugs offences

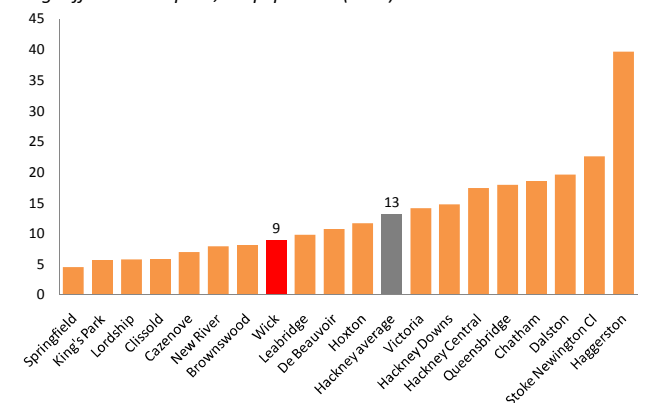
In Hackney 30 people in every 1,000 experience violent crime every year (the London average is 23). In Wick, the rate of violent crime is 29 per 1,000 population per year.

Violent crime against the person: rate per 1,000 population (2010)



In Hackney there are 13 drugs offences for every 1,000 people per year (the London average is 9). In Wick, there are 9 drugs offences per 1,000 population per year.

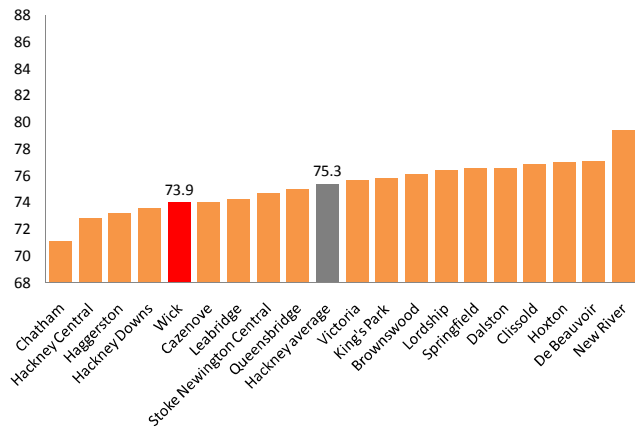
Drugs offences: rate per 1,000 population (2010)



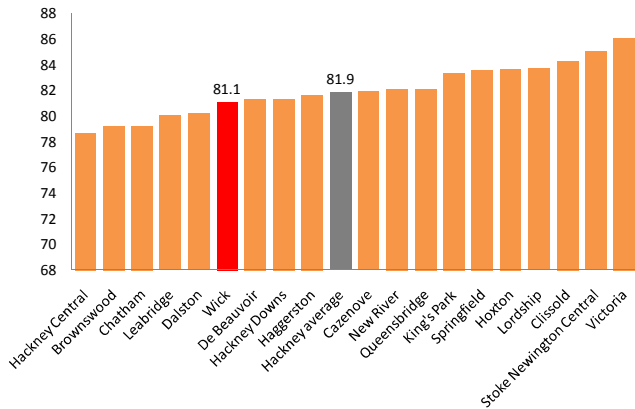
Life expectancy

In Hackney, as in the rest of England, women have a higher life expectancy than men. This is also true in Wick. Male and female life expectancy are both lower than the Hackney averages in Wick.

Life expectancy at birth for males, years (2003-07)



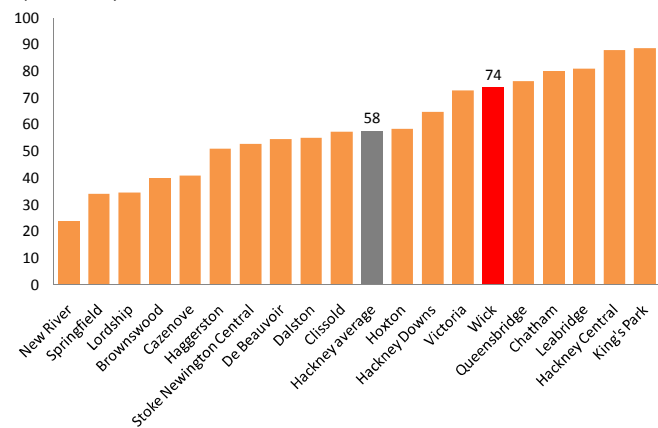
Life expectancy at birth for females, years (2003-07)



Teenage pregnancy

In Hackney, the annual conception rate among women aged under 18 was 58 per 1,000 teenage women aged 15-17 (between 2006 and 2008). This is considerably higher than the average for England of 41 conceptions per 1,000 teenage women. In Wick, the rate was 74 per 1,000 teenage women (around 14 conceptions per year).

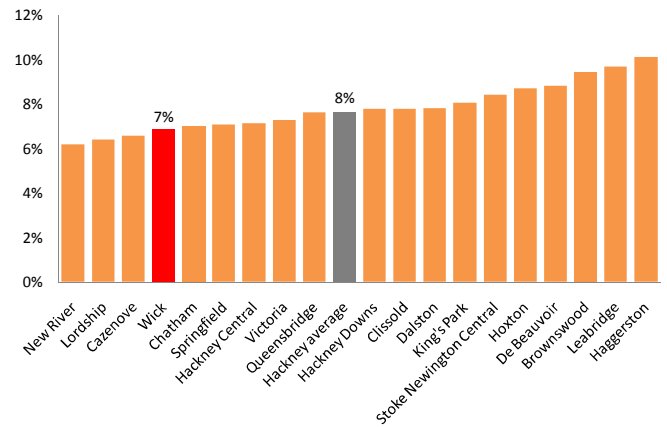
Conceptions among women aged under 18 years: rate per 1,000 women aged 15-17 (2006-2008)



Low birth weight babies

Low birth weight is a risk factor for infant mortality. In Hackney, 8% of live births weigh less than 2.5kg, compared to 7% in England. In Wick, the rate is 7%.

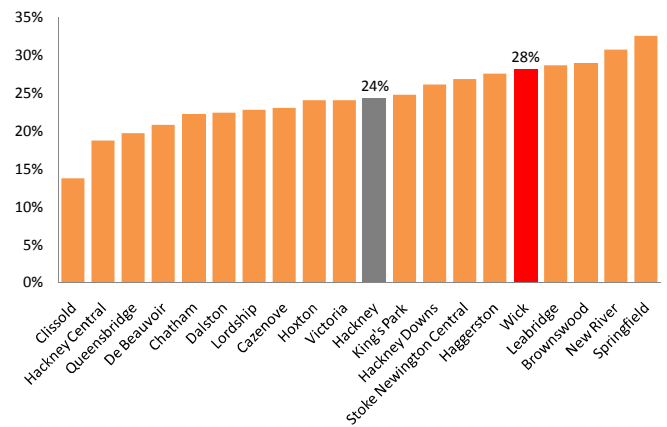
Percentage of live births under 2.5kg (2007-2009)



Childhood obesity

In Hackney, a quarter (24%) of all Year 6 school pupils are obese, higher than the national rate of 18%. In Wick, 28% of Year 6 pupils resident in the ward are obese.

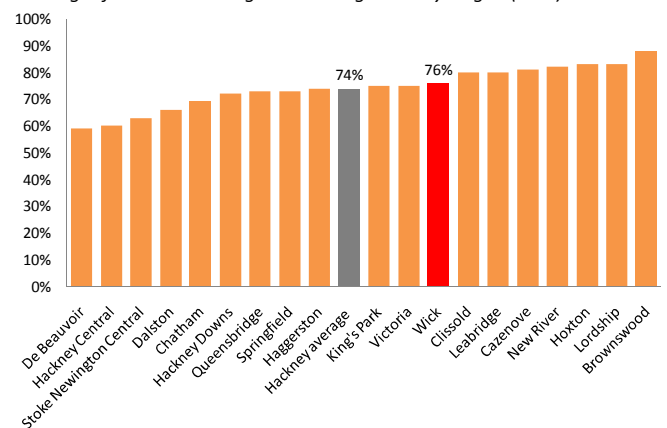
Percentage of Year 6 children who are obese (2008/09)



Educational achievement

Three quarters (74%) of children in Hackney achieved Level 4 or better in English at Key Stage 2 in 2009. The success rate was 76% in Wick, above average for Hackney but below the national average of 80%.

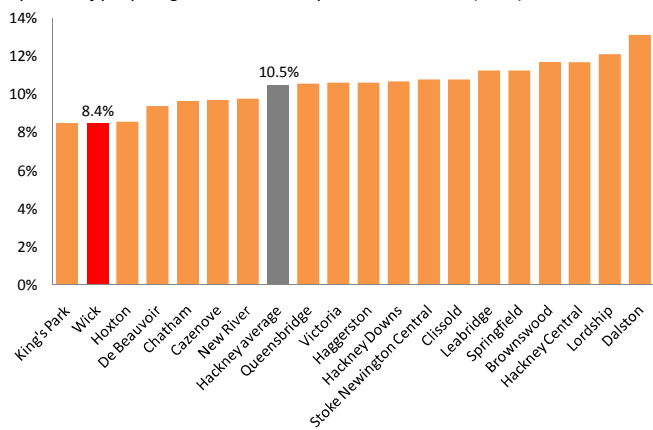
Percentage of children achieving Level 4 in English at Key Stage 2 (2009)



Older people supported to live at home

More than one in ten (10.5%) people aged 65 years or more in Hackney receives support from Hackney Council to help maintain their independence at home. The rate in Wick is 8.4%.


Proportion of people aged 65 or more helped to live at home (2010)



Social care for people of working age

Around 1% of the population aged 16-64 years in Hackney receives support from the Council to help maintain their independence at home. This includes, in Wick, 45 people with a physical or sensory disability, 21 people with a learning disability and 30 with mental health problems.

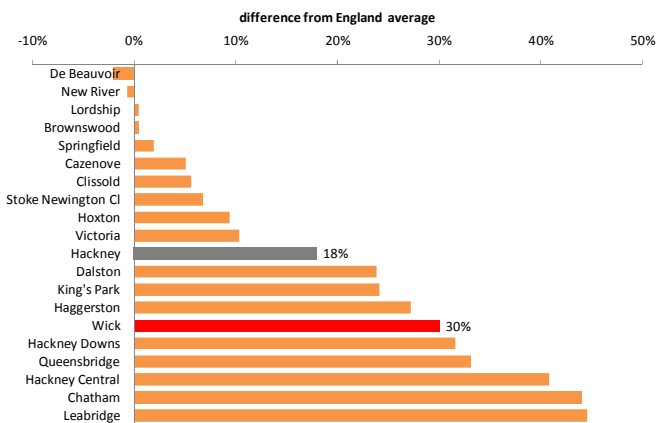
Number of people aged 16-64 years receiving support to live at home (2010)



Hospital admissions: emergencies

The emergency hospital admission rate is affected not only by the health of the population but also by the effectiveness of local services in supporting people who are ill to maintain their health and independence within the community. In Wick there were 1,250 emergency admissions in 2006-07. The rate in Wick is higher than both the Hackney and national averages.

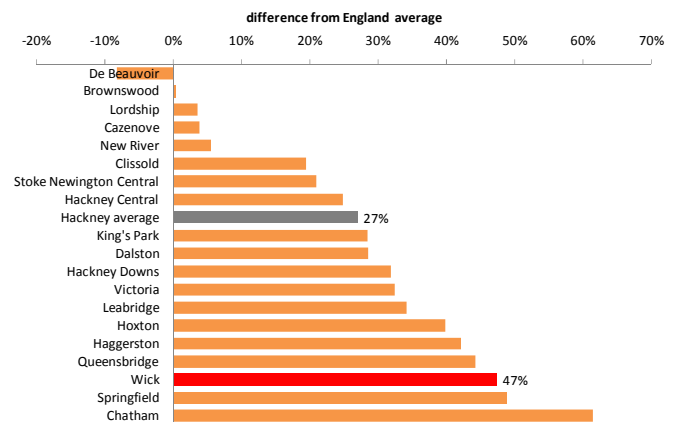
Age-standardised emergency admissions: difference from England (2006-07)



Mental health hospital admissions

In Hackney, admissions to hospital for mental health problems are higher than the average for England. Wick has the third highest rate in Hackney. There were 63 admissions in Wick in 2002-03.

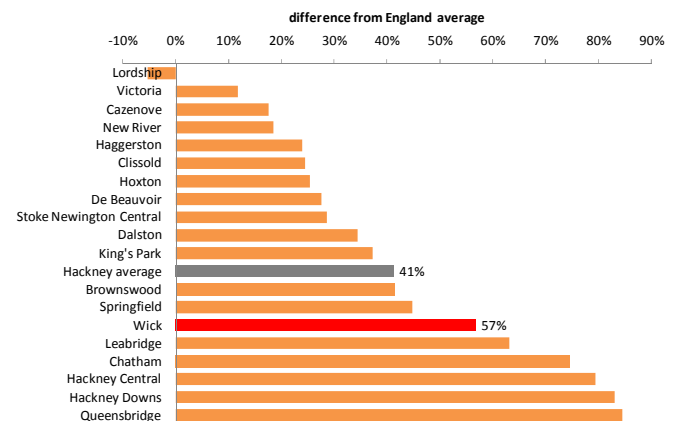
Age-standardised hospital admission rate for mental health: difference from England (2002-03)



Premature deaths (cardiovascular disease)

Cardiovascular disease is the biggest killer in Hackney. Around 10 people per year die prematurely from cardiovascular disease in Wick. The premature death rate in Wick is higher than both the Hackney and national averages.

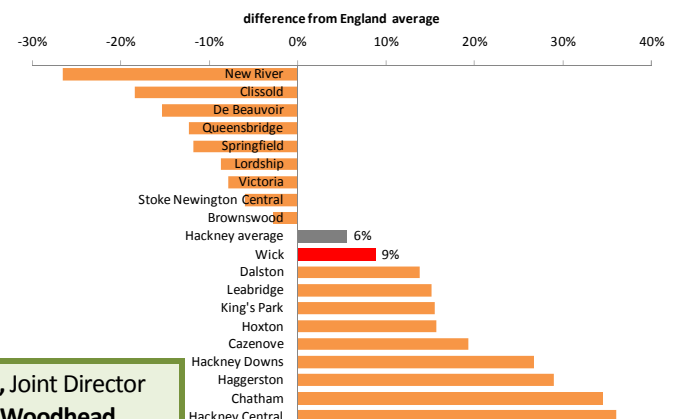
Age-standardised death rate among under 75s from circulatory diseases: difference from England (2003-07)



Premature deaths (cancers)

In Wick, cancer kills around 10 people per year prematurely. The premature death rate in Wick is higher than both the Hackney and national averages.

Age-standardised death rate among under 75s from cancers: difference from England (2003-07)



If you have questions about this profile, please contact **Dr Lesley Mountford**, Joint Director of Public Health (020 7683 4355, Lesley.Mountford@chpct.nhs.uk) or **David Woodhead**, Assistant Director, Health & Wellbeing (020 8356 7443, David.Woodhead@Hackney.gov.uk)