

# New River ward: health & wellbeing profile

**New River** has an area of 0.98 square kilometres (0.61 square miles) and a population of 11,504.

The local councillors for New River are:

- Cllr Michael Jones (Labour)
- Cllr Ned Mulready (Labour)
- Cllr Benzion Papier (Conservative)

## GPs

### Cranwich Road Surgery

62 Cranwich Road, N16 5JF. Tel: 0208 802 2002

### Stamford Hill Group Practice

2 Egerton Road, N16 6UA. Tel: 020 8800 1000

## Dentists

### Davidoff Dental Surgery

103 Stamford Hill, N16 5TR. Tel: 020 8800 0674

### Manor Orthodontic & Implant Centre

48 Woodberry Grove, N4 1SN. Tel: Tel: 020 8800 8581

### Woodberry Down Dental Practice

307 Seven Sisters Road, N4 1QR. Tel: Tel: 020 8800 2244

## Pharmacies

### ABC Pharmacy

170/172 Stamford Hill, N16 6RA. Tel: 020 8800 6166

### Boots the Chemists Ltd.

222-224 Stamford Hill, N16 6TT. Tel: 020 8800 2874

### Dunsmure Pharmacy

90 Dunsmure Road, N16 5JY. Tel: 020 8802 7007

### Land Chemist

272 Stamford Hill, N16 6TY. Tel: 020 8800 2931

## Optometrists

### Charles Ledsham Opticians

202 Stamford Hill, N16 6RA. Tel: 020 8800 3189

### Eyesight Opticians

3a Regent Court

Amhurst Park, N16 5LP. Tel: 020 8880 1075

### Silverman Opticians

176 Clapton Common, E5 9AG. Tel: 020 8211 7575

## Children's Centres

### Lubavitch Children's Centre

1 Northfield Road, N16 5RL

Tel: 020 8809 9050

## Libraries

### Stamford Hill Library

Portland Avenue, N16, 6SB

Tel: 020 8356 1700

## Leisure and play


### East and West Bank Nature Reserve

East Bank, N16 5QS

## Young, old and working age

New River's younger population is relatively large compared to the overall population of Hackney.

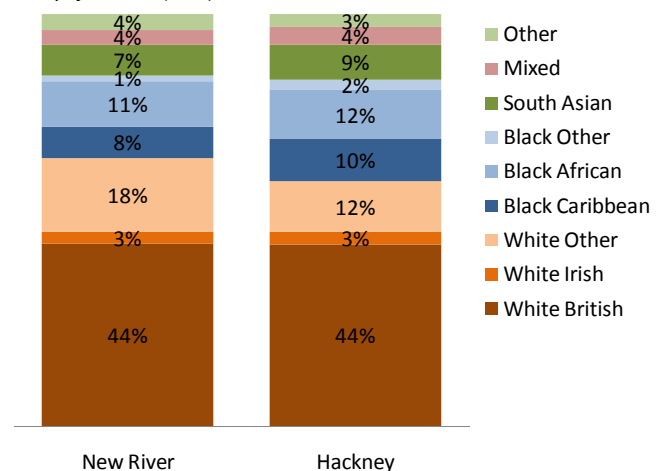
*Broad age bands: 2009 population estimates*



## Ethnic profile

Described against the ethnic classification used in the 2001 Census, 65% of New River residents are White, 20% are Black, 7% are south Asian and 4% are of mixed ethnicity.

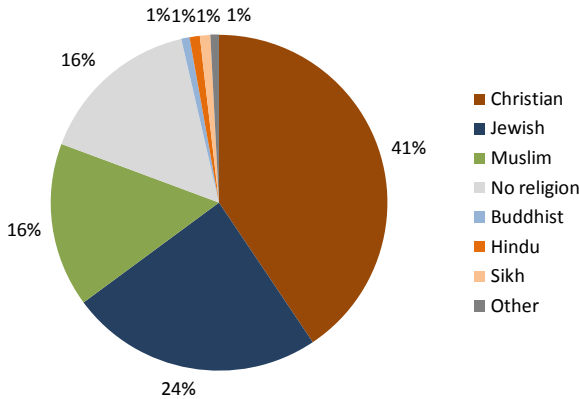
*Ethnicity of residents (2001)*



## Religion

Data on the religion of the residents of New River is from the 2001 Census. This chart excludes people who did not state their religion (16%). There has been substantial growth in the Jewish population since 2001.

Religion of residents (2001)



## Carers

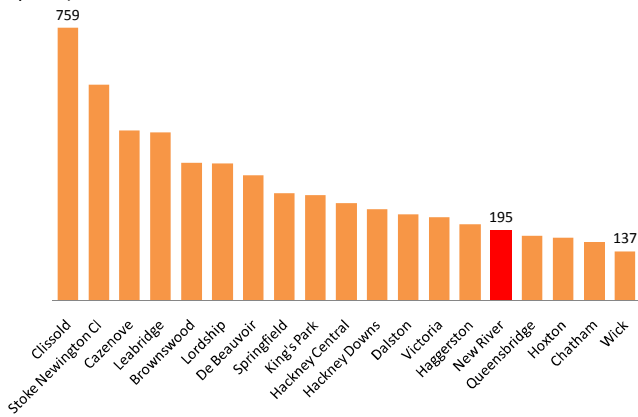
Carers play a vital role in supporting people with disability and illness in Hackney. In New River, in 2001, 8% of the population (933 people) provided regular unpaid care to a relative or friend. Of these carers:

- 66% provided care for 1-19 hours a week
- 14% provided care for 20-49 hours a week
- 20% provided care for 50 or more hours a week

## Deprivation

All Hackney's wards are among the most deprived 10% of wards in the UK. New River is the fifth most deprived ward in Hackney.

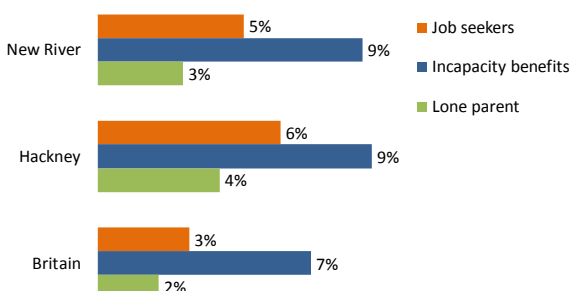
Index of Multiple Deprivation 2007: national rank out of 7,932 wards (1 = most deprived)



## Welfare benefits

In New River, 5% of working age residents are claiming Job Seekers Allowance and 9% are claiming Incapacity Benefit.

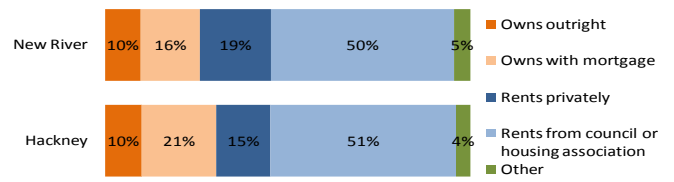
Benefit claimants: proportion of working age population (November 2010)



## Housing tenure

Most of the residents of New River rent their home from a private landlord or from a housing association or the Council.

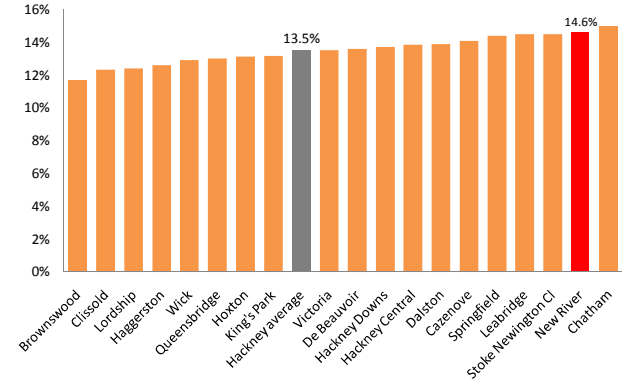
Tenure of households in Hackney (2001)



## Fuel poverty

Hackney has the second highest fuel poverty rate of all London boroughs. Within Hackney, New River has the second highest rate. Rates will have risen since 2008 due to higher fuel prices.

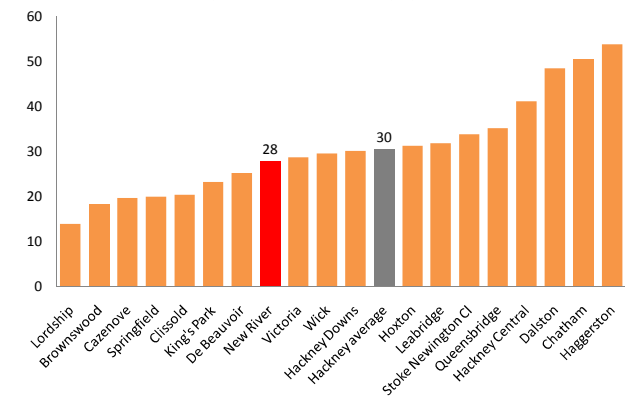
Households in fuel poverty in Hackney (2008)



## Crime: violent crime and drugs offences

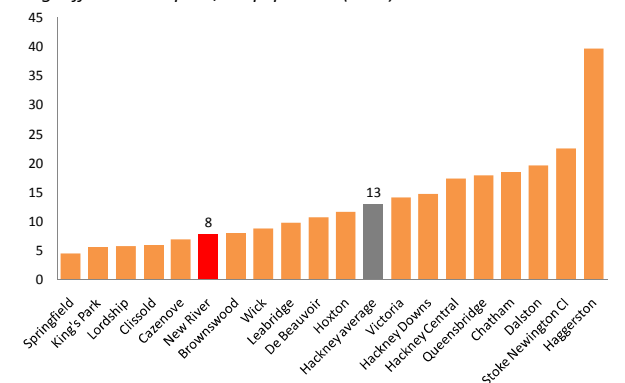
In Hackney 30 people in every 1,000 experience violent crime every year (the London average is 23). In New River, the rate of violent crime is 28 per 1,000 population per year.

Violent crime against the person: rate per 1,000 population (2010)



In Hackney there are 13 drugs offences for every 1,000 people per year (the London average is 9). In New River, there are 8 drugs offences per 1,000 population per year.

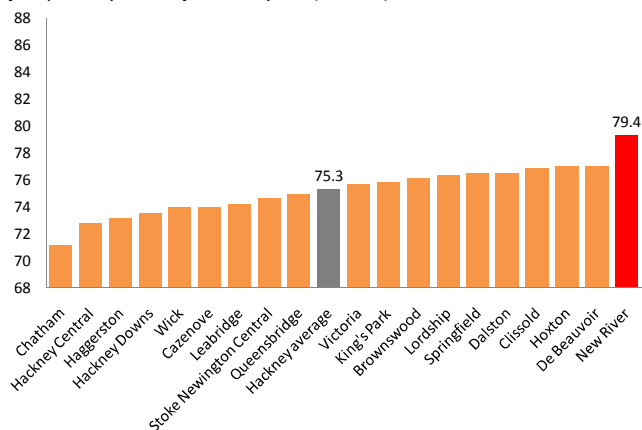
Drugs offences: rate per 1,000 population (2010)



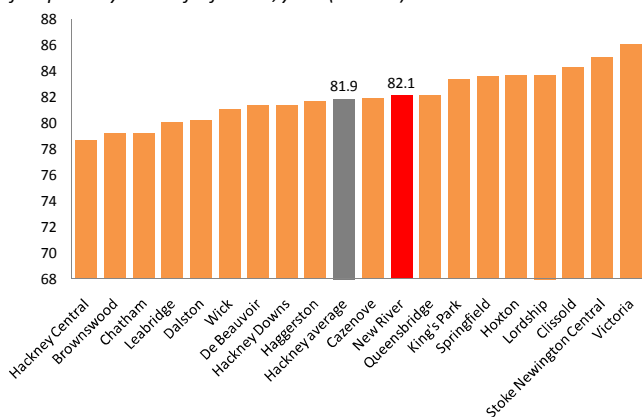
## Life expectancy

In Hackney, as in the rest of England, women have a higher life expectancy than men. This is also true in New River but the gap is smaller because male life expectancy is unusually high.

Life expectancy at birth for males, years (2003-07)



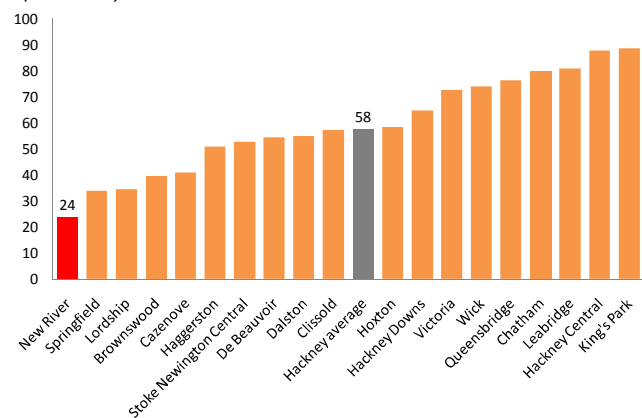
Life expectancy at birth for females, years (2003-07)



## Teenage pregnancy

In Hackney, the annual conception rate among women aged under 18 was 58 per 1,000 teenage women aged 15-17 (between 2006 and 2008). This is considerably higher than the average for England of 41 conceptions per 1,000 teenage women. In New River, the rate was 24 per 1,000 teenage women (around 5 conceptions per year).

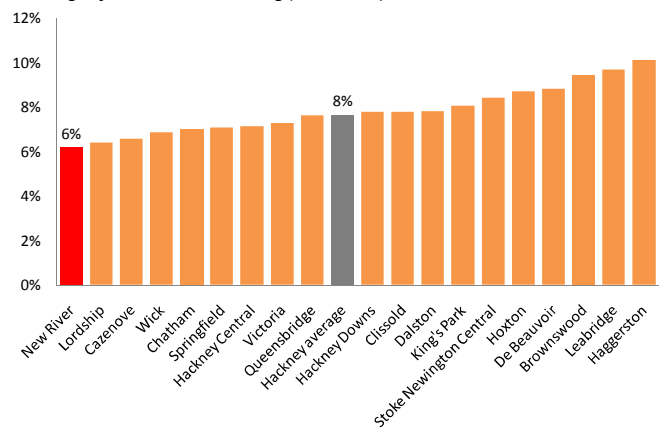
Conceptions among women aged under 18 years: rate per 1,000 women aged 15-17 (2006-2008)



## Low birth weight babies

Low birth weight is a risk factor for infant mortality. In Hackney, 8% of live births weigh less than 2.5kg, compared to 7% in England. In New River, the rate is 6%.

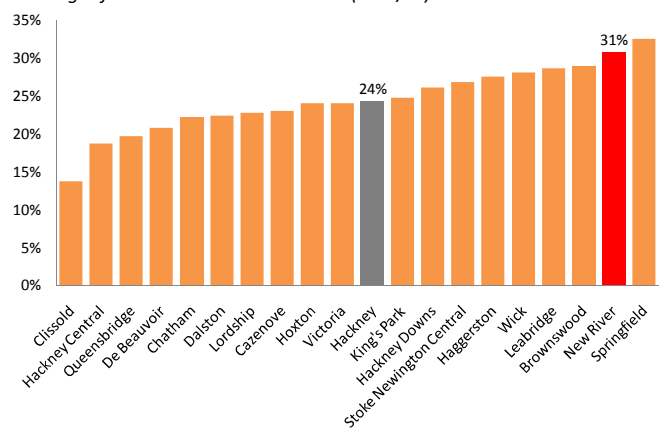
Percentage of live births under 2.5kg (2007-2009)



## Childhood obesity

In Hackney, a quarter (24%) of all Year 6 school pupils are obese, higher than the national rate of 18%. In New River, 31% of Year 6 pupils resident in the ward are obese.

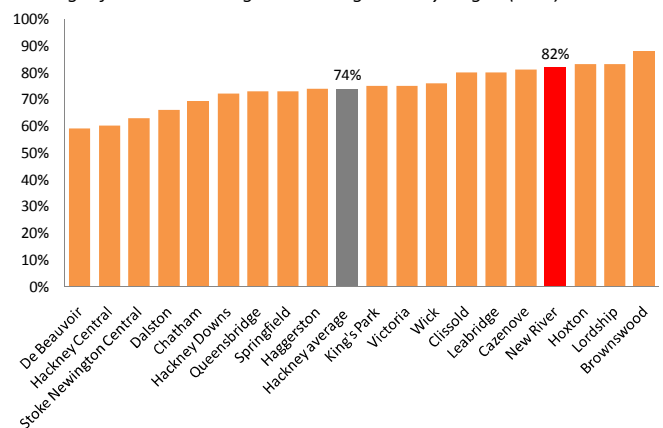
Percentage of Year 6 children who are obese (2008/09)



## Educational achievement

Three quarters (74%) of children in Hackney achieved Level 4 or better in English at Key Stage 2 in 2009. The success rate was 82% in New River, above the Hackney average and the national average of 80%.

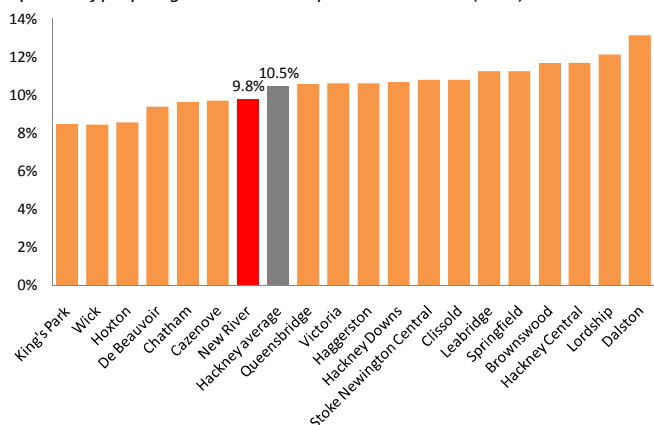
Percentage of children achieving Level 4 in English at Key Stage 2 (2009)



## Older people supported to live at home

More than one in ten (10.5%) people aged 65 years or more in Hackney receives support from Hackney Council to help maintain their independence at home. The rate in New River is 9.8%.

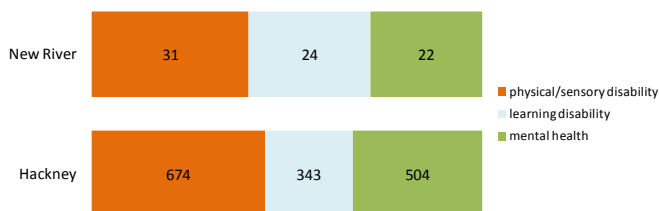
Proportion of people aged 65 or more helped to live at home (2010)



## Social care for people of working age

Around 1% of the population aged 16-64 years in Hackney receives support from the Council to help maintain their independence at home. This includes, in New River, 31 people with a physical or sensory disability, 24 people with a learning disability and 22 with mental health problems.

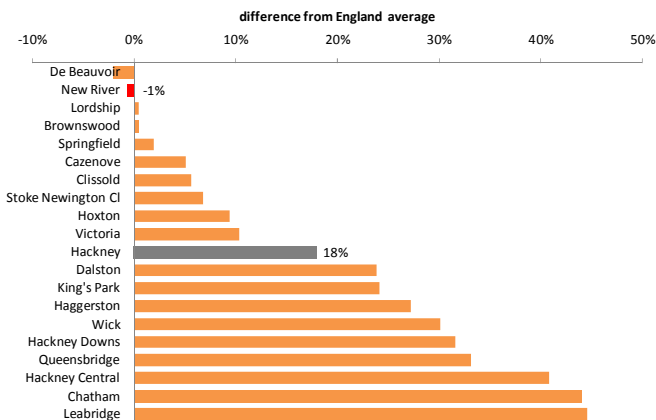
Number of people aged 16-64 years receiving support to live at home (2010)



## Hospital admissions: emergencies

The emergency hospital admission rate is affected not only by the health of the population but also by the effectiveness of local services in supporting people who are ill to maintain their health and independence within the community. In New River there were 1,042 emergency admissions in 2006-07. The rate in New River is the second lowest in Hackney.

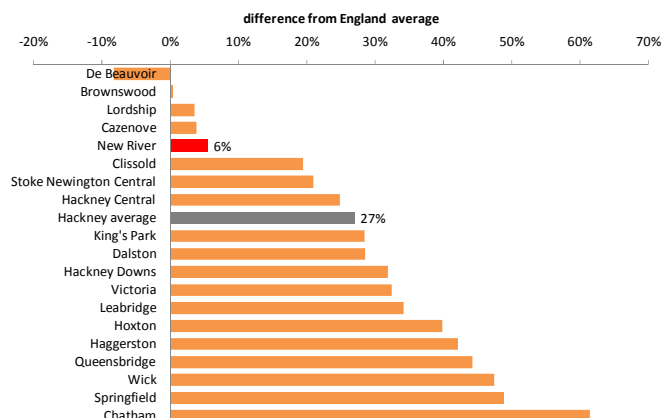
Age-standardised emergency admissions: difference from England (2006-07)



## Mental health hospital admissions

In Hackney, admissions to hospital for mental health problems are higher than the average for England. New River has the fifth lowest rate in Hackney. There were 45 admissions in 2002-03.

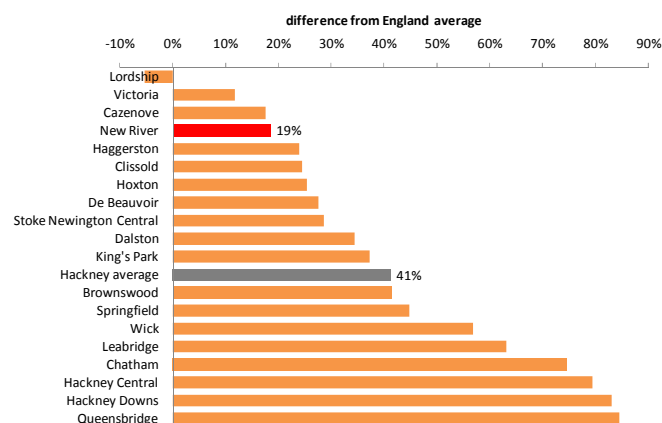
Age-standardised hospital admission rate for mental health: difference from England (2002-03)



## Premature deaths (cardiovascular disease)

Cardiovascular disease is the biggest killer in Hackney. Around 8 people per year die prematurely from cardiovascular disease in New River. The premature death rate in New River is below average for Hackney but above average for England.

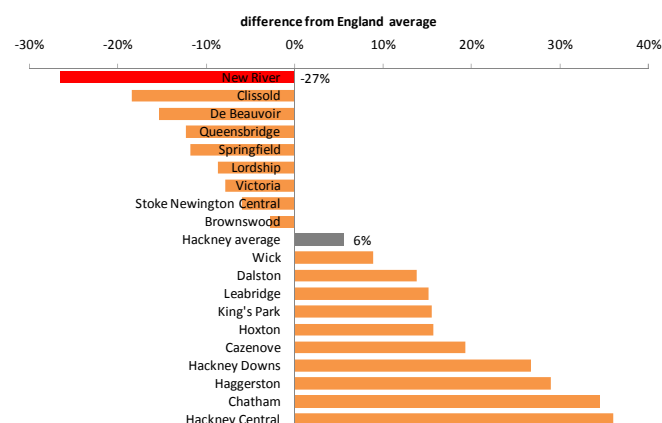
Age-standardised death rate among under 75s from circulatory diseases: difference from England (2003-07)



## Premature deaths (cancers)

In New River, cancer kills around 8 people per year prematurely. The premature death rate in New River is the lowest in Hackney and is much lower than the national average.

Age-standardised death rate among under 75s from cancers: difference from England (2003-07)



If you have questions about this profile, please contact **Dr Lesley Mountford**, Joint Director of Public Health (020 7683 4355, [Lesley.Mountford@chpct.nhs.uk](mailto:Lesley.Mountford@chpct.nhs.uk)) or **David Woodhead**, Assistant Director, Health & Wellbeing (020 8356 7443, [David.Woodhead@Hackney.gov.uk](mailto:David.Woodhead@Hackney.gov.uk))